

Educational Effectiveness Survey™



Family Remote Learning Engagement Survey

Cougar Ridge Elementary

Issaquah School District

December 2020

N=131



Better Data. Better Decisions. Better Schools.





The Center for Educational Effectiveness (CEE) is a service, consulting, and research organization dedicated to the mission of partnering with K-12 schools to improve student learning.

NOTICE

The Center for Educational Effectiveness, Inc. (CEE) makes substantial effort to ensure the accurate scoring, analysis, and reporting of the results of the Educational Effectiveness Survey. However, CEE makes no warranty of any kind with regard to this material, including, but not limited to, the implied warranties of merchantability and fitness for a particular purpose. CEE shall not be liable for errors contained herein or for incidental or consequential damages in connection with the furnishing, performance, or use of this material.

No part of these materials may be copied, reproduced, republished, posted, modified, edited, transmitted, distributed, or used to create derivative works in any form or by any means without the prior written consent of Center for Educational Effectiveness, Inc. These materials are copyright protected under U.S. and international copyright laws and treaties. Violation of these laws will lead to prosecution.

Trademark notice: Center for Educational Effectiveness™ and affiliated logo, Better Data. Better Decisions. Better Schools.™ and affiliated logo, Educational Effectiveness Survey™, EES-Leadership 360™ are all trademarks of Center for Educational Effectiveness, Inc. All other trademarks cited here are the property of their respective owners.

Published by:
Center for Educational Effectiveness, Inc.
© 2003-2020 Center for Educational Effectiveness, Inc. All Rights Reserved.
Printed in the U.S.A.

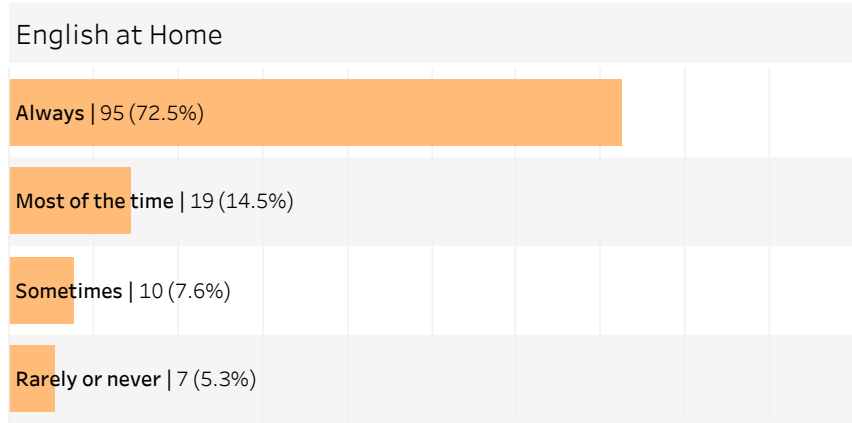
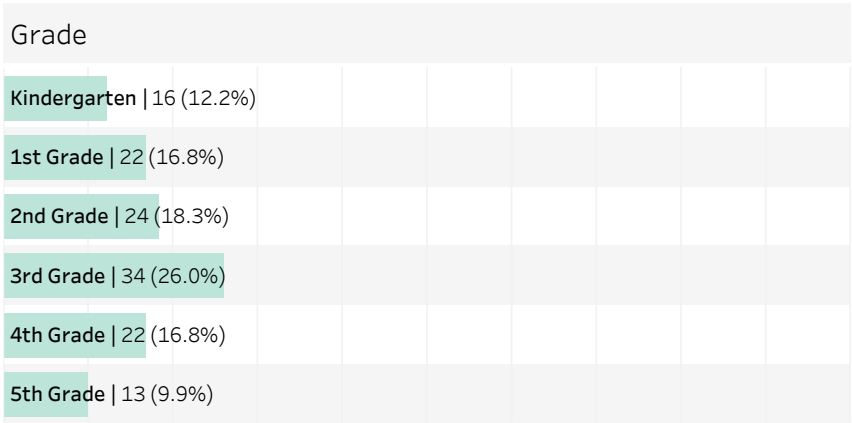
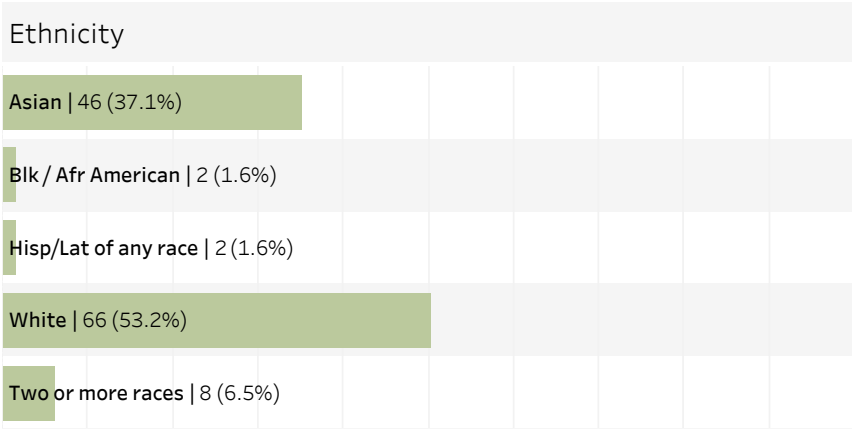
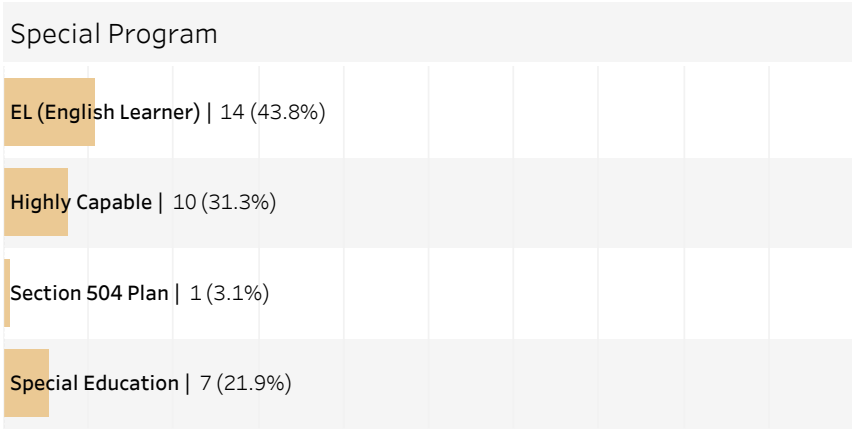
Contact Information:

Phone: 425-283-0384
Fax: 425-947-0066
info@effectiveness.org
www.effectiveness.org



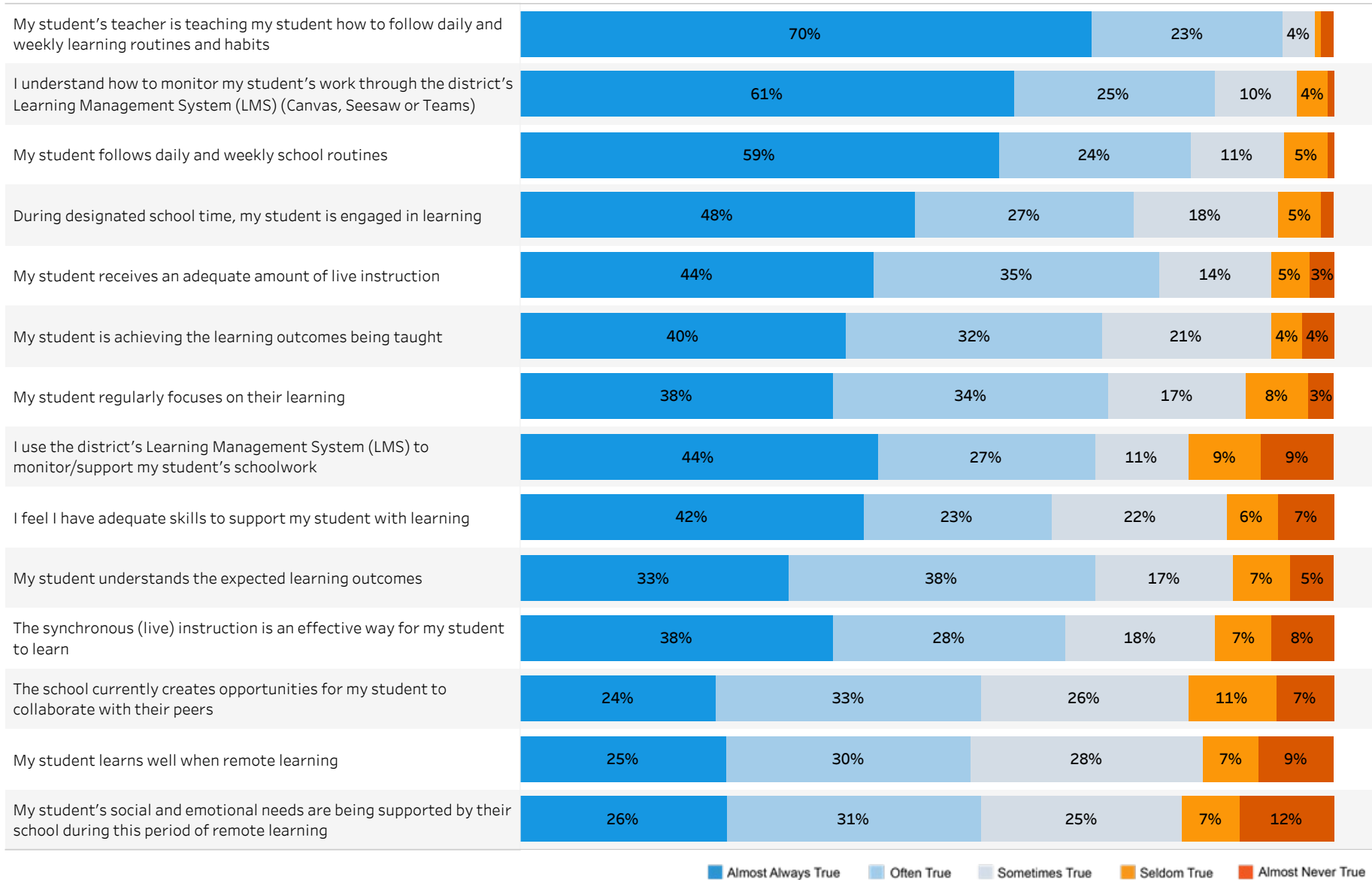
Better Data. Better Decisions. Better Schools.

Demographics



Family Remote Learning Engagement Survey

Cougar Ridge Elementary



Family Remote Learning Engagement Survey

How much time can you commit to assist your student?

More than 90 min/day	44 (34.9%)
60-90 min/day	18 (14.3%)
30-60 min/day	27 (21.4%)
0-30 min/day	35 (27.8%)
None at all	2 (1.6%)

How much independent work is your student asked to do outside of scheduled class time on average per day?

0-30 min per day	46 (36.5%)
30-60 min per day	54 (42.9%)
60-90 min per day	19 (15.1%)
90 min or more per day	7 (5.6%)

Do you feel your student has an appropriate level of schoolwork in the current remote learning model? School work includes all instruction, homework, assignments...

OFTEN too much schoolwork	4 (3.2%)
SOMETIMES too much schoolwork	18 (14.3%)
USUALLY just the right amount schoolwork	85 (67.5%)
SOMETIMES too little schoolwork	12 (9.5%)
OFTEN too little schoolwork	7 (5.6%)

What elements of instruction most positively impact my student's connectedness to their teacher, class or peers?

Live, synchronous whole class instruction	108 (87.1%)
Small group live instruction	111 (89.5%)
Recorded videos of live instruction	14 (11.3%)
Pre-recorded videos	6 (4.8%)
Structured learning activities	47 (37.9%)
Assignments	31 (25.0%)
Opportunity to collaborate with peers	85 (68.5%)
Other	7 (5.6%)

What elements of instruction most positively impact learning?

Live, synchronous whole class instruction	106 (84.1%)
Small group live instruction	111 (88.1%)
Recorded videos of live instruction	22 (17.5%)
Pre-recorded videos	16 (12.7%)
Structured learning activities	83 (65.9%)
Assignments	67 (53.2%)
Opportunity to collaborate with peers	83 (65.9%)
Other	2 (1.6%)