

Educational Effectiveness Survey™



Family Remote Learning Engagement Survey

Discovery Elementary

Issaquah School District

December 2020

N=124



Better Data. Better Decisions. Better Schools.



The Center for Educational Effectiveness (CEE) is a service, consulting, and research organization dedicated to the mission of partnering with K-12 schools to improve student learning.

NOTICE

The Center for Educational Effectiveness, Inc. (CEE) makes substantial effort to ensure the accurate scoring, analysis, and reporting of the results of the Educational Effectiveness Survey. However, CEE makes no warranty of any kind with regard to this material, including, but not limited to, the implied warranties of merchantability and fitness for a particular purpose. CEE shall not be liable for errors contained herein or for incidental or consequential damages in connection with the furnishing, performance, or use of this material.

No part of these materials may be copied, reproduced, republished, posted, modified, edited, transmitted, distributed, or used to create derivative works in any form or by any means without the prior written consent of Center for Educational Effectiveness, Inc. These materials are copyright protected under U.S. and international copyright laws and treaties. Violation of these laws will lead to prosecution.

Trademark notice: Center for Educational Effectiveness™ and affiliated logo, Better Data. Better Decisions. Better Schools.™ and affiliated logo, Educational Effectiveness Survey™, EES-Leadership 360™ are all trademarks of Center for Educational Effectiveness, Inc. All other trademarks cited here are the property of their respective owners.

Published by:
Center for Educational Effectiveness, Inc.
© 2003-2020 Center for Educational Effectiveness, Inc. All Rights Reserved.
Printed in the U.S.A.

Contact Information:

Phone: 425-283-0384
Fax: 425-947-0066
info@effectiveness.org
www.effectiveness.org



Better Data. Better Decisions. Better Schools.

Demographics

Special Program

EL (English Learner) | 10 (41.7%)

Highly Capable | 10 (41.7%)

Section 504 Plan | 2 (8.3%)

Special Education | 3 (12.5%)

Grade

Kindergarten | 10 (8.1%)

1st Grade | 18 (14.5%)

2nd Grade | 31 (25.0%)

3rd Grade | 25 (20.2%)

4th Grade | 21 (16.9%)

5th Grade | 19 (15.3%)

Ethnicity

Asian | 40 (35.1%)

Pac Isl / Native HI | 1 (0.9%)

Blk / Afr American | 3 (2.6%)

Hispanic/Lat of any race | 5 (4.4%)

White | 51 (44.7%)

Two or more races | 14 (12.3%)

English at Home

Always | 79 (63.7%)

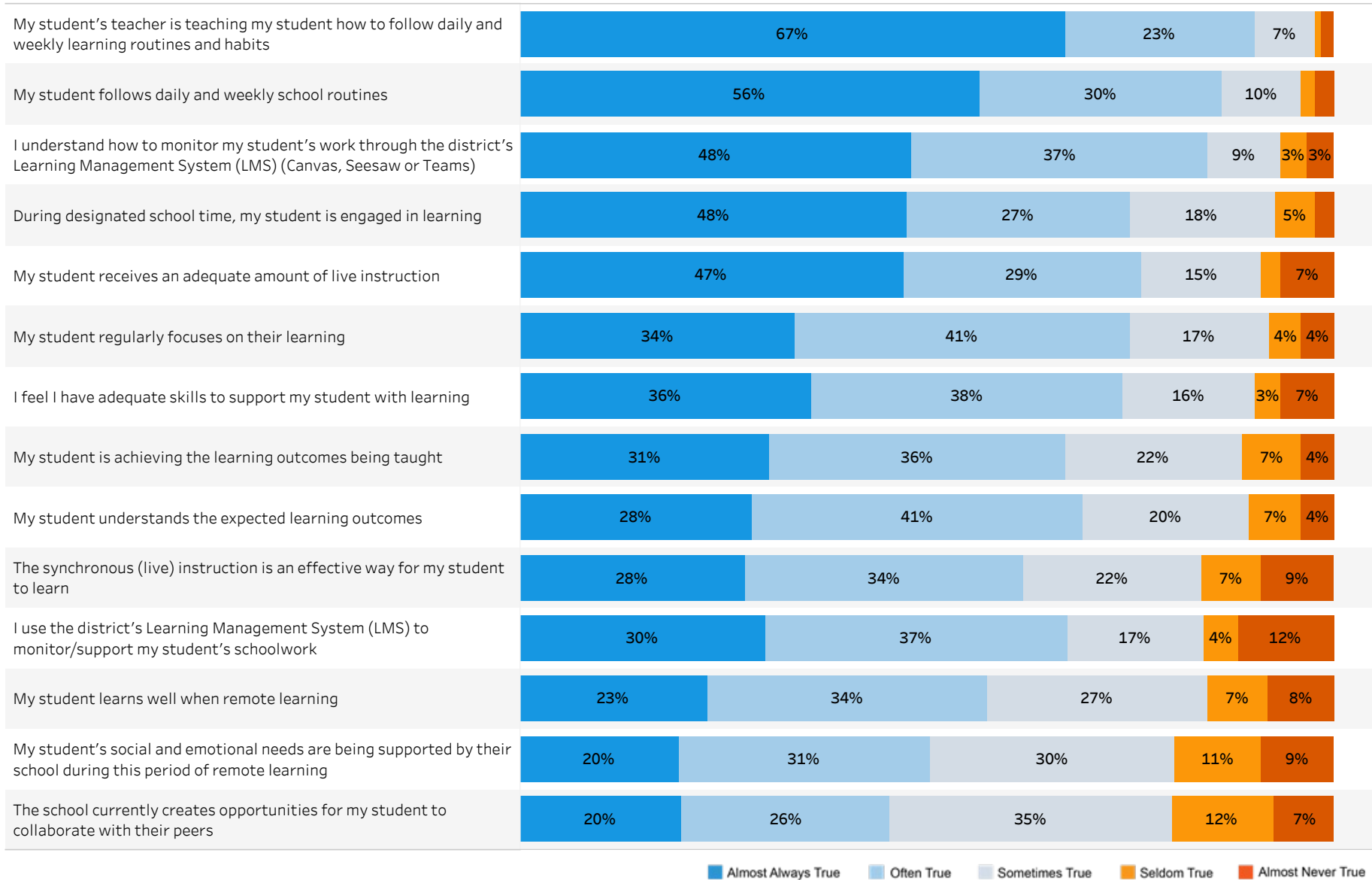
Most of the time | 29 (23.4%)

Sometimes | 11 (8.9%)

Rarely or never | 5 (4.0%)

Family Remote Learning Engagement Survey

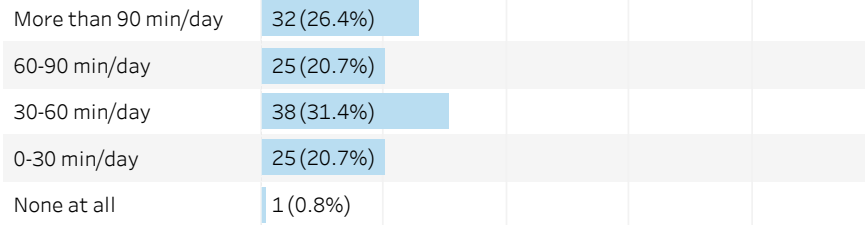
Discovery Elementary



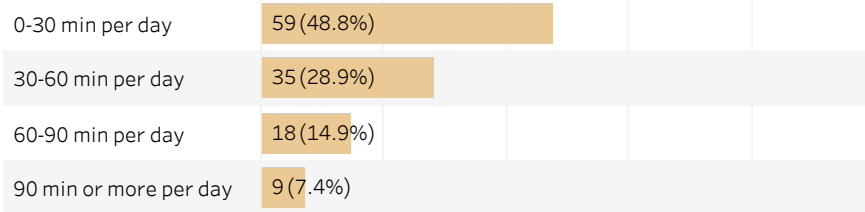
Family Remote Learning Engagement Survey

Discovery Elementary

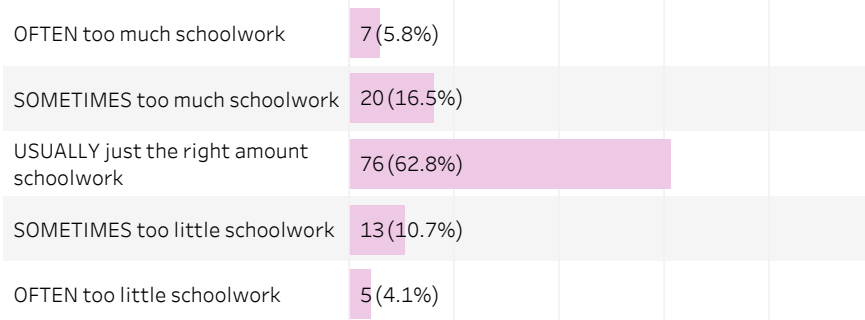
How much time can you commit to assist your student?



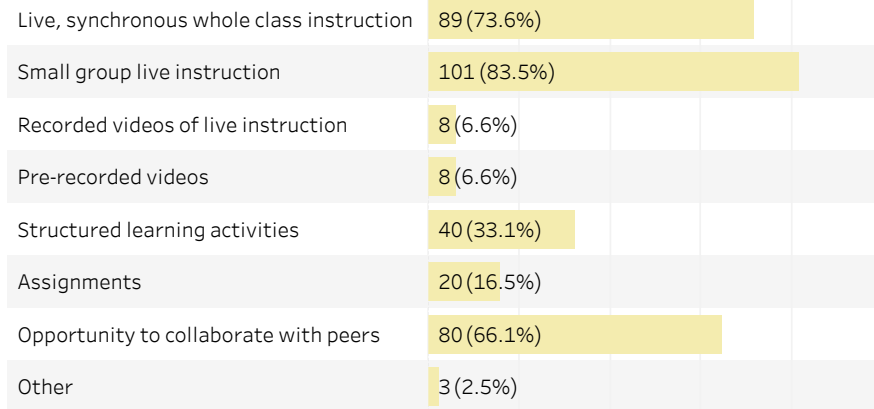
How much independent work is your student asked to do outside of scheduled class time on average per day?



Do you feel your student has an appropriate level of schoolwork in the current remote learning model? School work includes all instruction, homework, assignments...



What elements of instruction most positively impact my student's connectedness to their teacher, class or peers?



What elements of instruction most positively impact learning?

