

Educational Effectiveness Survey™



Student Remote Learning Engagement Survey

Sunset Elementary

Issaquah School District

December 2020

N=205



Better Data. Better Decisions. Better Schools.



The Center for Educational Effectiveness (CEE) is a service, consulting, and research organization dedicated to the mission of partnering with K-12 schools to improve student learning.

NOTICE

The Center for Educational Effectiveness, Inc. (CEE) makes substantial effort to ensure the accurate scoring, analysis, and reporting of the results of the Educational Effectiveness Survey. However, CEE makes no warranty of any kind with regard to this material, including, but not limited to, the implied warranties of merchantability and fitness for a particular purpose. CEE shall not be liable for errors contained herein or for incidental or consequential damages in connection with the furnishing, performance, or use of this material.

No part of these materials may be copied, reproduced, republished, posted, modified, edited, transmitted, distributed, or used to create derivative works in any form or by any means without the prior written consent of Center for Educational Effectiveness, Inc. These materials are copyright protected under U.S. and international copyright laws and treaties. Violation of these laws will lead to prosecution.

Trademark notice: Center for Educational Effectiveness™ and affiliated logo, Better Data. Better Decisions. Better Schools.™ and affiliated logo, Educational Effectiveness Survey™, EES-Leadership 360™ are all trademarks of Center for Educational Effectiveness, Inc. All other trademarks cited here are the property of their respective owners.

Published by:
Center for Educational Effectiveness, Inc.
© 2003-2020 Center for Educational Effectiveness, Inc. All Rights Reserved.
Printed in the U.S.A.

Contact Information:

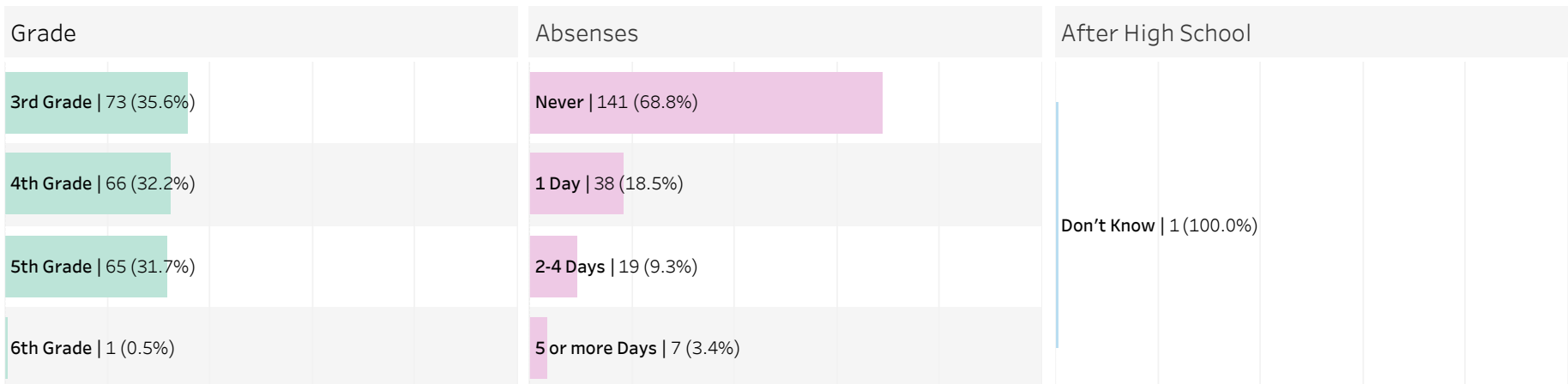
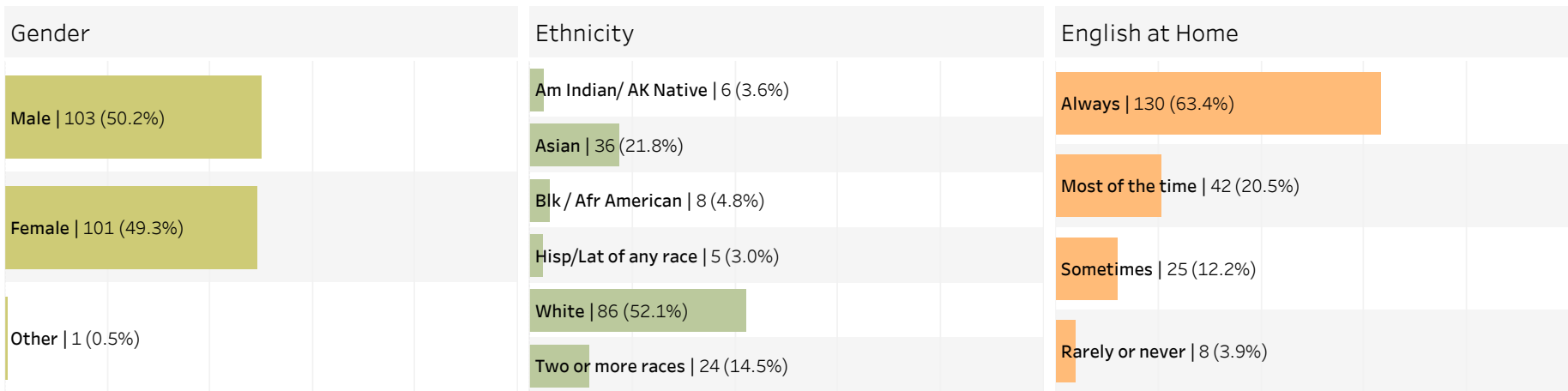
Phone: 425-283-0384
Fax: 425-947-0066
info@effectiveness.org
www.effectiveness.org



Better Data. Better Decisions. Better Schools.

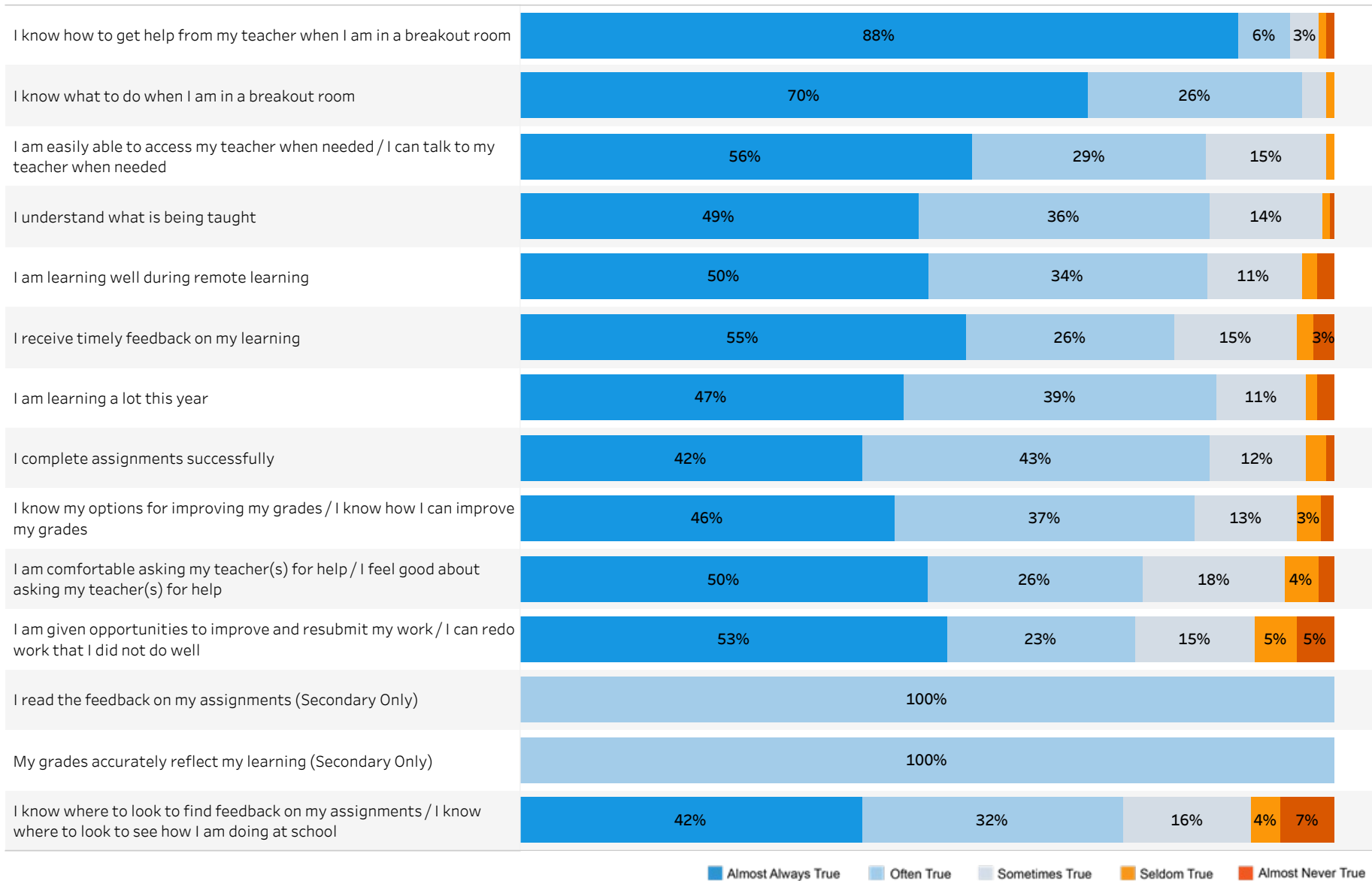
Demographics

Sunset Elementary



Student Remote Learning Engagement Survey

Sunset Elementary



Student Remote Learning Engagement Survey

My learning has been helped by...

Live, synchronous instruction / Live video lessons with my teacher	144 (70.6%)
Recorded videos of live instruction / Recorded videos of my teacher	38 (18.6%)
Using Canvas (Secondary Only)	1 (0.5%)
Small groups / Small group sessions	120 (58.8%)
Pre-recorded videos	22 (10.8%)
Structured learning activities / Learning activities such as Lexia, iR..	98 (48.0%)
Assignments / Assignments and work completed offline	85 (41.7%)
Opportunities to collaborate with peers / Working with other kids	89 (43.6%)

I am able to effectively learn in... (Secondary Only)

Social Studies	n=1 (100%)
Science	n=1 (100%)
Physical Education	n=1 (100%)
Math	n=1 (100%)
English/Language Arts	n=1 (100%)

How much independent work are you asked to do outside of scheduled class time per class per week? (Please give the average amount per class assigned.) / How much homework do you have outside of the normal school day?

0-30 min per week	149 (72.7%)
30-60 min per week	41 (20.0%)
60-90 min per week	10 (4.9%)
90 min or more per week	5 (2.4%)

I access my teacher for help in the following ways / I talk with my teacher in the following ways

Their set office hours / I get help in small group sessions	152 (74.9%)
Through Canvas / I get help through Seesaw or Teams	110 (54.2%)
Through email / I email my teacher when I need help	60 (29.6%)

This fall I have asked my teacher(s) for help

Not at all	7 (3.4%)
1-3 Times	87 (42.4%)
4-6 Times	49 (23.9%)
7-10 Times	25 (12.2%)
More than 10 Times	37 (18.0%)

How often are you on another device, social media or games while attending live instruction? / How often are you on another device, social media or games during class?

Every Period / Most of the time	15 (7.3%)
At Least Daily / Once a day	24 (11.7%)
A Few Times a Week	37 (18.0%)
Not at All	129 (62.9%)