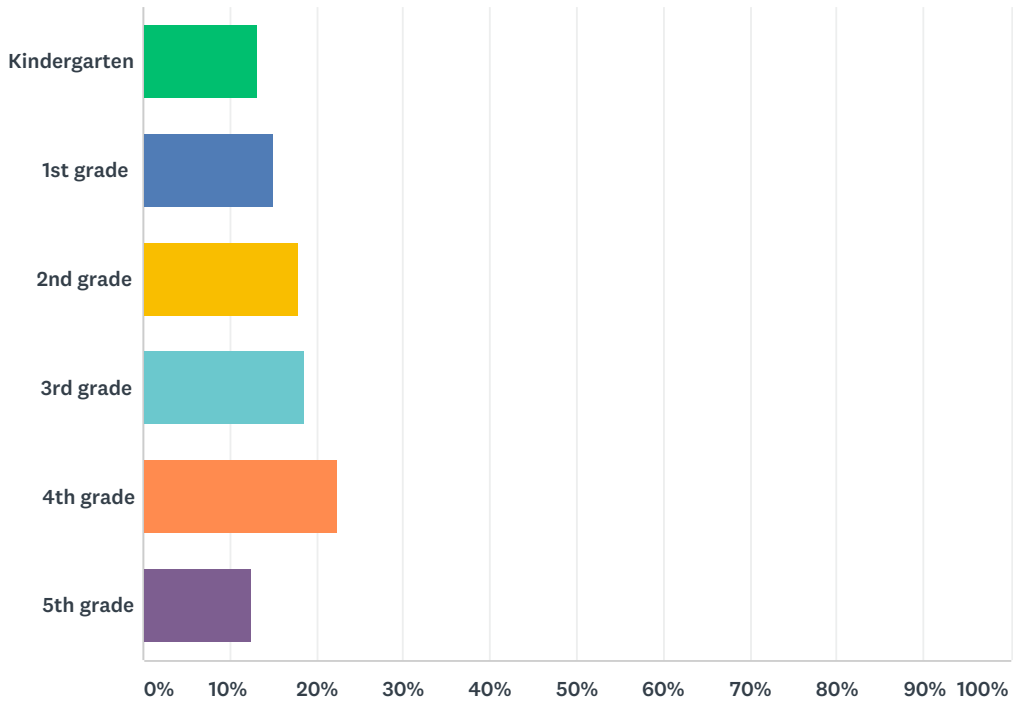


Q1 Your oldest elementary child attended an Issaquah School District elementary school in what grade last year?

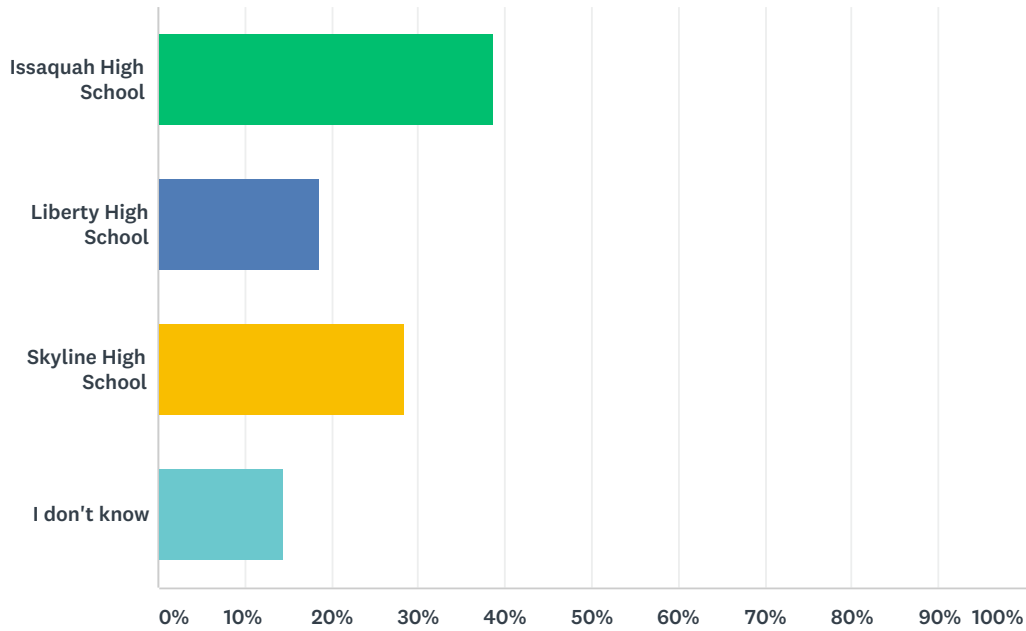
Answered: 3,392 Skipped: 0



ANSWER CHOICES	RESPONSES	
Kindergarten	13.18%	447
1st grade	15.15%	514
2nd grade	17.98%	610
3rd grade	18.72%	635
4th grade	22.44%	761
5th grade	12.53%	425
TOTAL		3,392

Q2 Your oldest elementary child attended an elementary school in what attendance area last year?

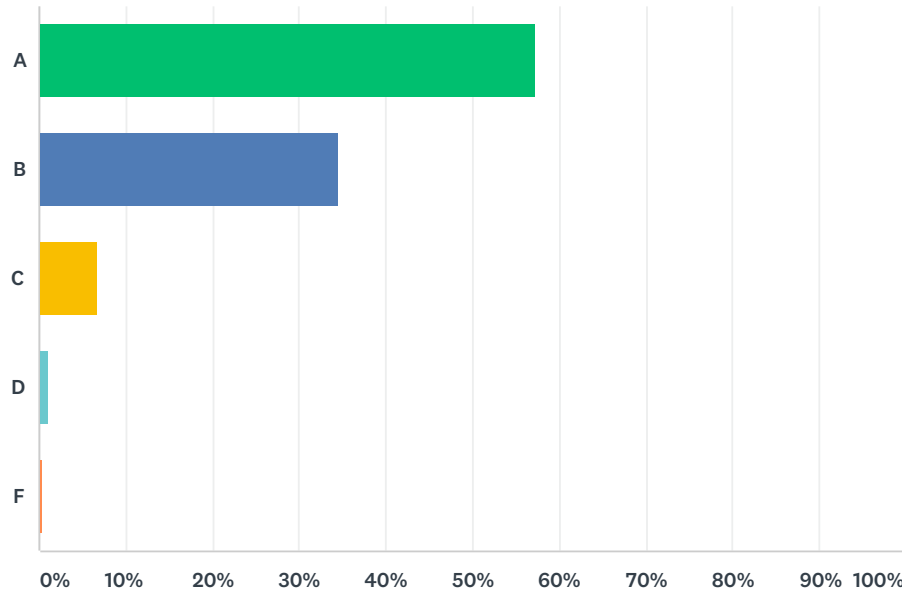
Answered: 3,392 Skipped: 0



ANSWER CHOICES	RESPONSES	
Issaquah High School	38.74%	1,314
Liberty High School	18.54%	629
Skyline High School	28.36%	962
I don't know	14.36%	487
TOTAL		3,392

Q3 Students are given letter grades to reflect the quality of their school performance. Suppose the schools in Issaquah School District were graded the same way. What grade would you give to the school your oldest elementary child attended last year?

Answered: 3,392 Skipped: 0



ANSWER CHOICES	RESPONSES	
A	57.37%	1,946
B	34.58%	1,173
C	6.60%	224
D	1.09%	37
F	0.35%	12
TOTAL		3,392

Q4 Why did you give this grade to the school that your oldest elementary child attended last year?

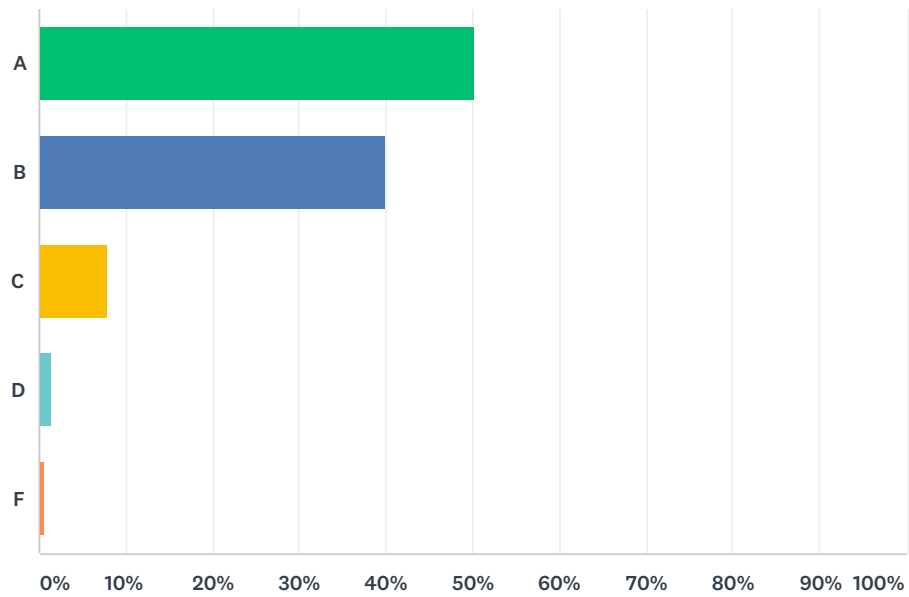
Answered: 3,392 Skipped: 0

Q5 What would you suggest as changes that might cause you to give that school a higher grade for next year?

Answered: 1,836 Skipped: 1,556

Q6 What grade would you give to the Issaquah School District for last year?

Answered: 3,392 Skipped: 0



ANSWER CHOICES	RESPONSES	
A	50.21%	1,703
B	39.86%	1,352
C	7.87%	267
D	1.42%	48
F	0.65%	22
TOTAL		3,392

Q7 Why did you give this grade to the Issaquah School District for last year?

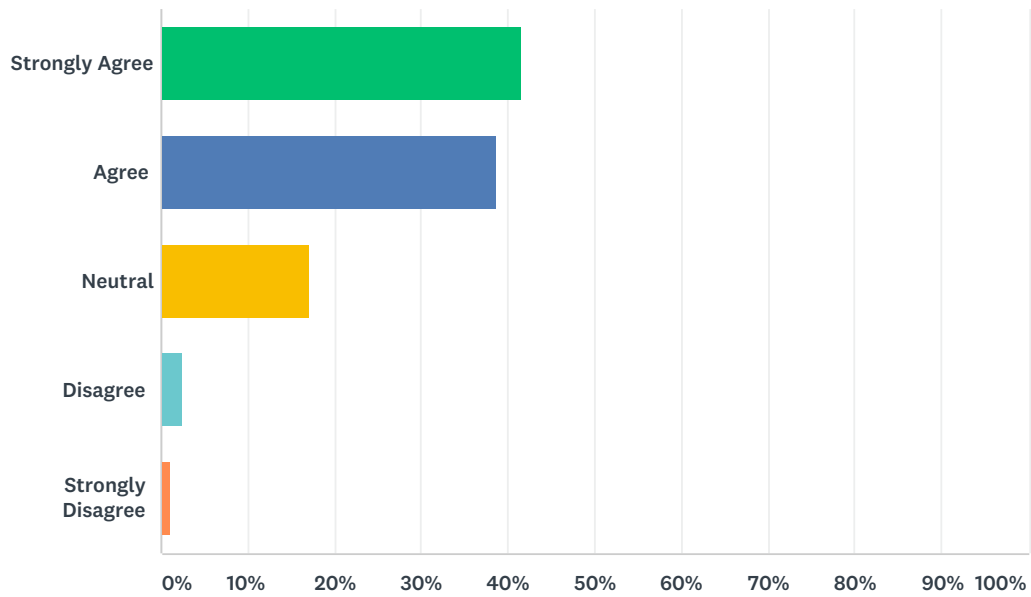
Answered: 3,392 Skipped: 0

Q8 What would you suggest as changes that might cause you to give the Issaquah School District a higher grade for next year?

Answered: 1,402 Skipped: 1,990

Q9 Was the annual December parent-teacher conference productive and of value to you?

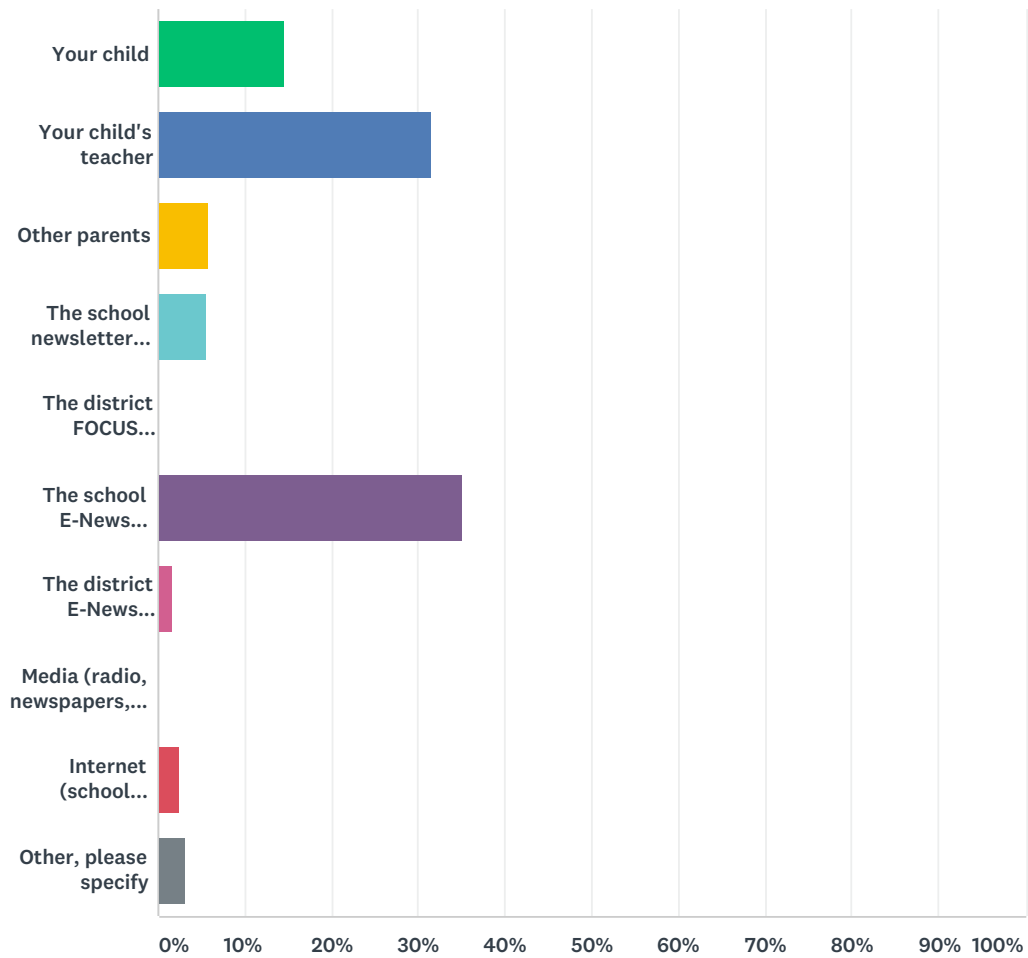
Answered: 3,258 Skipped: 134



ANSWER CHOICES	RESPONSES	
Strongly Agree	41.53%	1,353
Agree	38.77%	1,263
Neutral	17.10%	557
Disagree	2.42%	79
Strongly Disagree	1.04%	34
Total Respondents: 3,258		

Q10 What is your best source of information about your child's school? (Please select one answer only)

Answered: 3,291 Skipped: 101

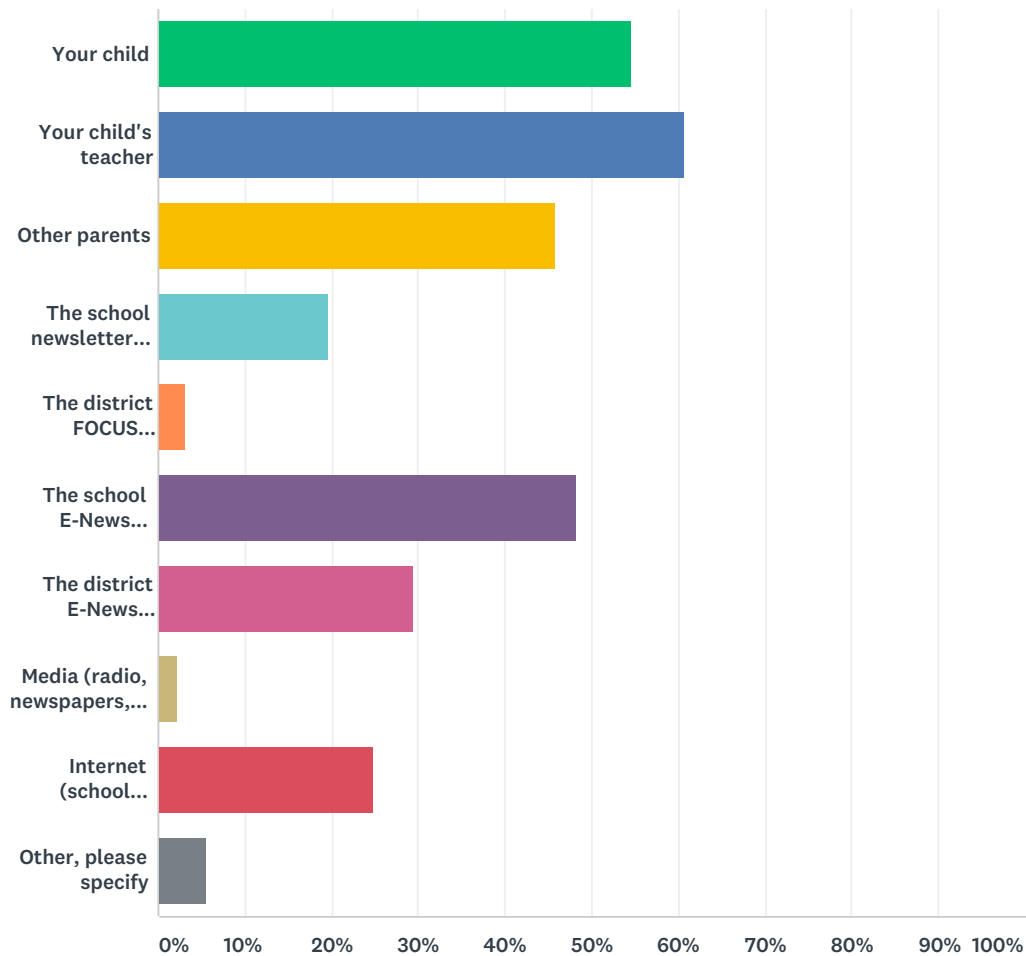


ANSWER CHOICES	RESPONSES	
Your child	14.68%	483
Your child's teacher	31.54%	1,038
Other parents	5.93%	195
The school newsletter (printed)	5.62%	185
The district FOCUS newsletter (printed)	0.06%	2
The school E-News (electronic)	35.10%	1,155
The district E-News (electronic)	1.61%	53
Media (radio, newspapers, television)	0.00%	0
Internet (school website)	2.43%	80
Other, please specify	3.04%	100

TOTAL	3,291
-------	-------

Q11 What are other important sources of information about your child's school? (Please select as many as apply)

Answered: 3,244 Skipped: 148

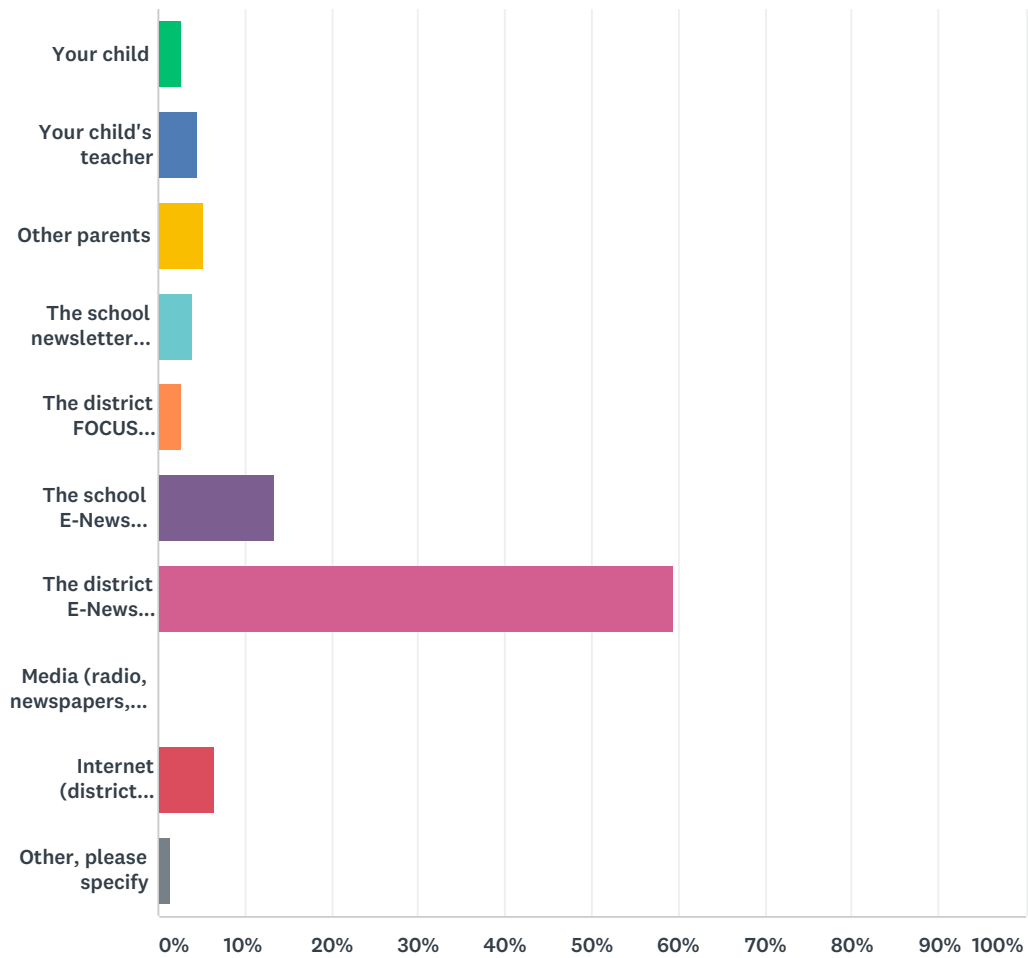


ANSWER CHOICES	RESPONSES	
Your child	54.53%	1,769
Your child's teacher	60.73%	1,970
Other parents	45.81%	1,486
The school newsletter (printed)	19.64%	637
The district FOCUS newsletter (printed)	3.24%	105
The school E-News (electronic)	48.27%	1,566
The district E-News (electronic)	29.53%	958
Media (radio, newspapers, television)	2.25%	73
Internet (school website)	24.97%	810
Other, please specify	5.67%	184

Total Respondents: 3,244

Q12 What is your best source of information about the Issaquah School District? (Please select one answer only)

Answered: 3,226 Skipped: 166

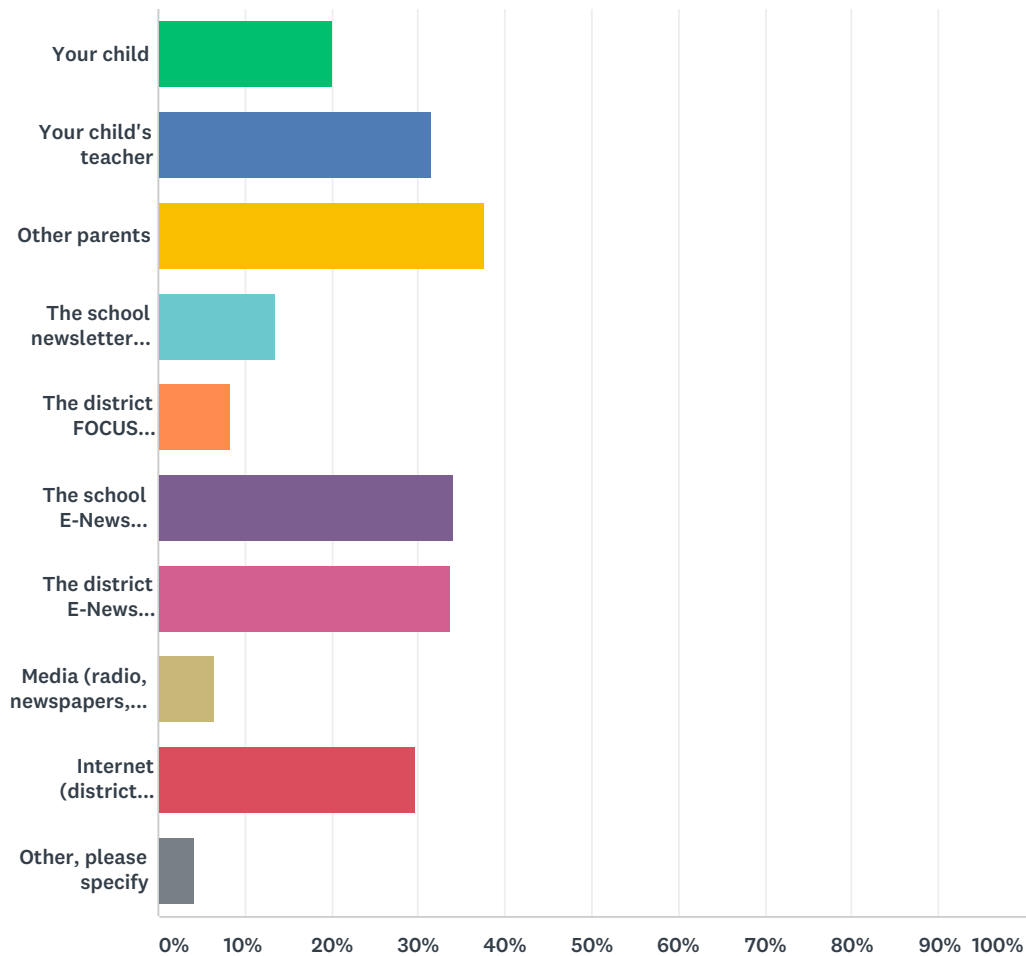


ANSWER CHOICES	RESPONSES	
Your child	2.63%	85
Your child's teacher	4.53%	146
Other parents	5.18%	167
The school newsletter (printed)	3.97%	128
The district FOCUS newsletter (printed)	2.82%	91
The school E-News (electronic)	13.42%	433
The district E-News (electronic)	59.33%	1,914
Media (radio, newspapers, television)	0.28%	9
Internet (district website)	6.48%	209
Other, please specify	1.36%	44

TOTAL	3,226
-------	-------

Q13 What are other important sources of information about the Issaquah School District? (Please select as many as apply)

Answered: 2,826 Skipped: 566

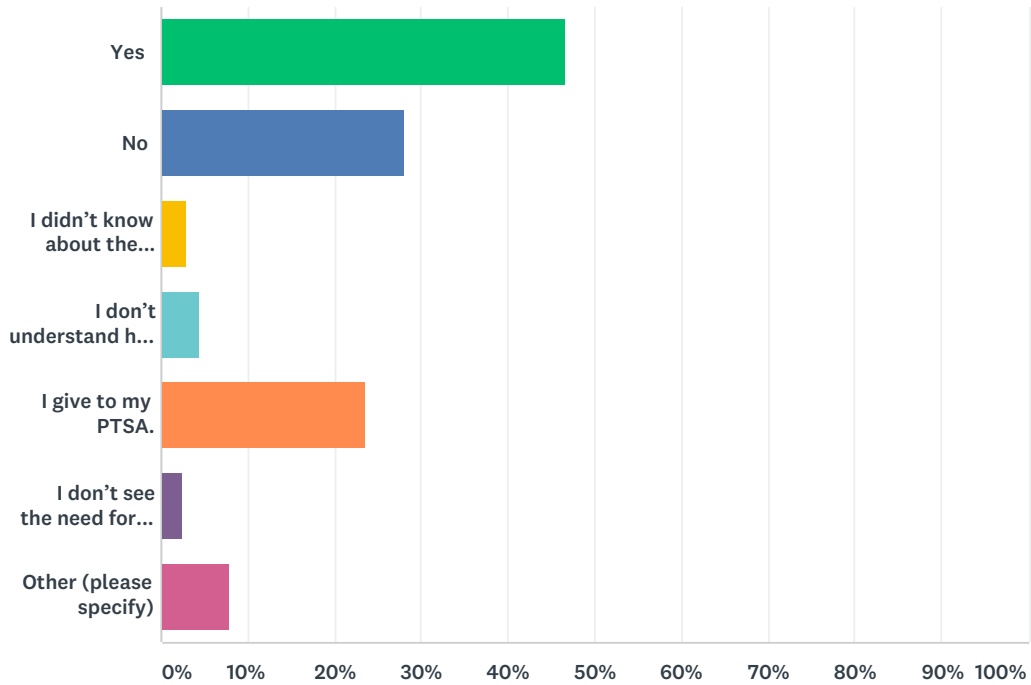


ANSWER CHOICES	RESPONSES	
Your child	20.03%	566
Your child's teacher	31.56%	892
Other parents	37.58%	1,062
The school newsletter (printed)	13.55%	383
The district FOCUS newsletter (printed)	8.35%	236
The school E-News (electronic)	34.11%	964
The district E-News (electronic)	33.58%	949
Media (radio, newspapers, television)	6.48%	183
Internet (district website)	29.62%	837
Other, please specify	4.10%	116

Total Respondents: 2,826

Q14 Do you currently donate to the Issaquah Schools Foundation. If not, why?

Answered: 3,148 Skipped: 244



ANSWER CHOICES	RESPONSES	
Yes	46.73%	1,471
No	27.95%	880
I didn't know about the Foundation.	3.02%	95
I don't understand how it benefits my child.	4.42%	139
I give to my PTSA.	23.70%	746
I don't see the need for additional funding.	2.48%	78
Other (please specify)	7.94%	250
Total Respondents: 3,148		

Q15 If you currently donate to Issaquah Schools Foundation, would you please share why and/or what programs you most care about?

Answered: 786 Skipped: 2,606