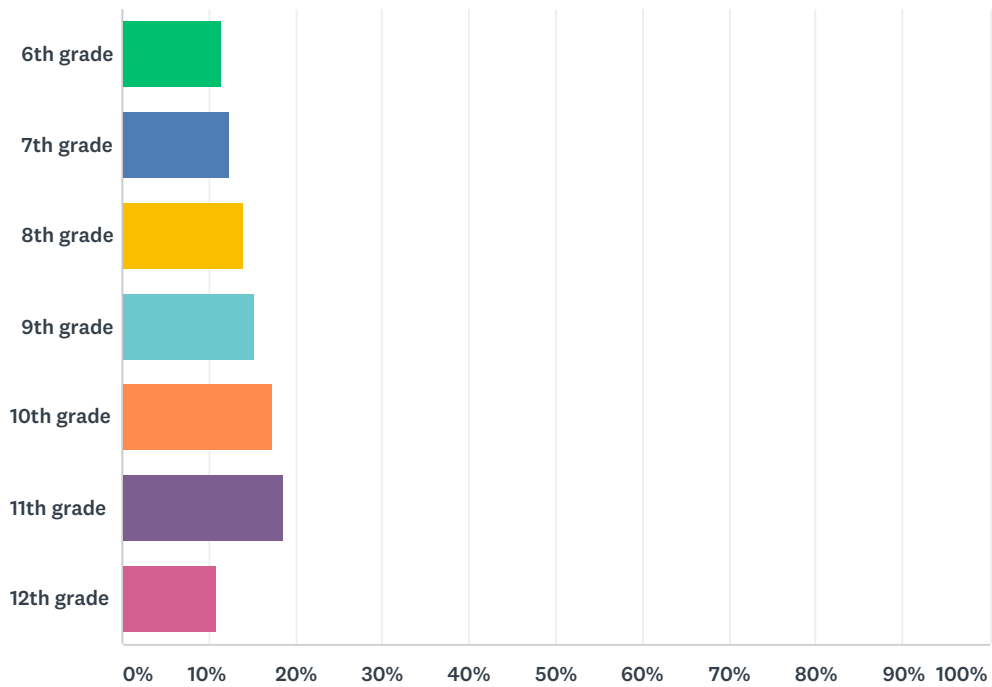


Q1 Your oldest middle or high school student attended an Issaquah School District school in what grade last year?

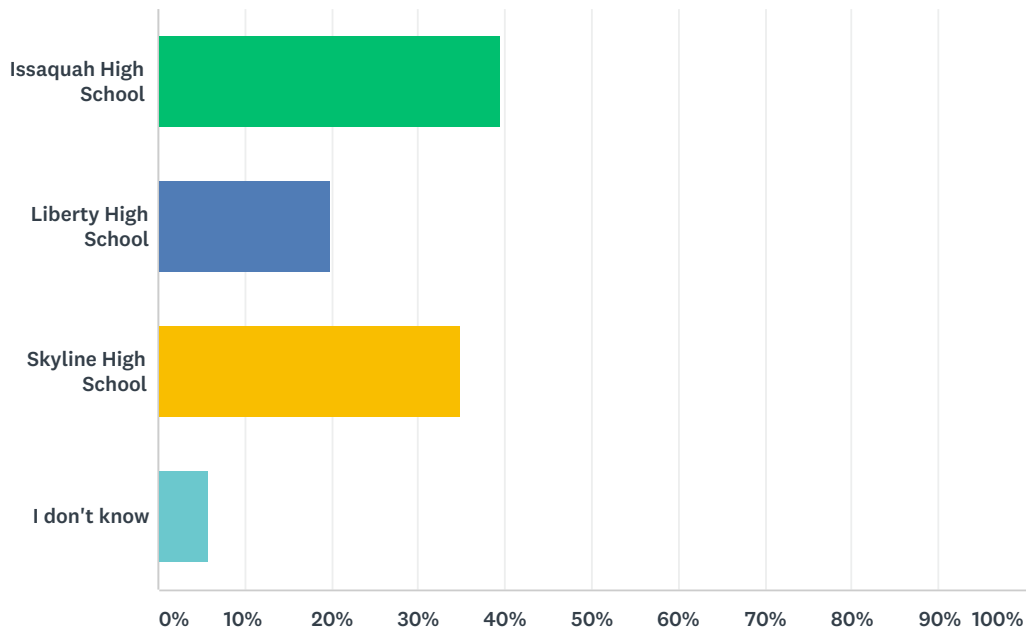
Answered: 3,773 Skipped: -1



ANSWER CHOICES	RESPONSES	
6th grade	11.48%	433
7th grade	12.27%	463
8th grade	14.05%	530
9th grade	15.32%	578
10th grade	17.39%	656
11th grade	18.66%	704
12th grade	10.84%	409
TOTAL		3,773

Q2 Your oldest middle or high school student attended an Issaquah School District school in what attendance area last year?

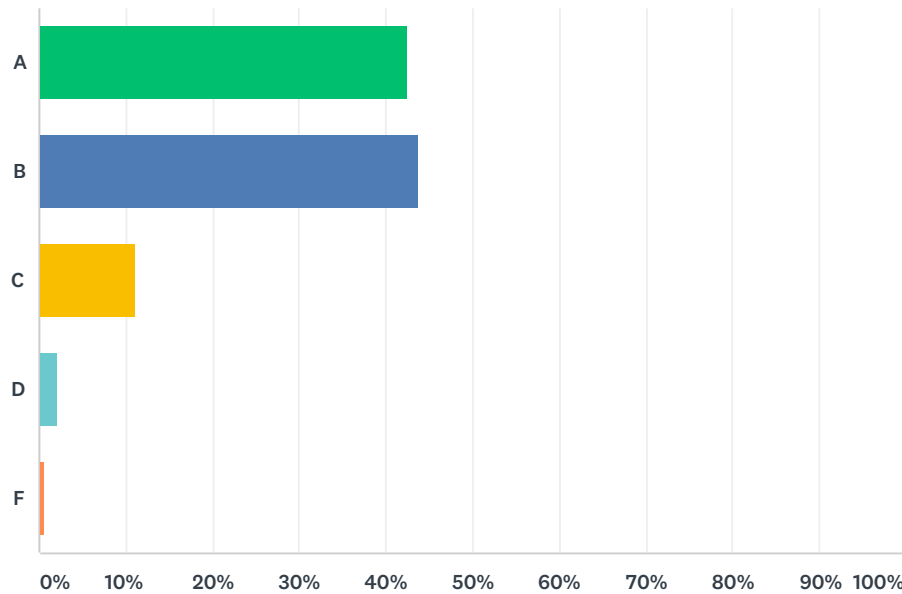
Answered: 3,773 Skipped: -1



ANSWER CHOICES	RESPONSES	
Issaquah High School	39.44%	1,488
Liberty High School	19.93%	752
Skyline High School	34.85%	1,315
I don't know	5.78%	218
TOTAL		3,773

Q3 Students are given letter grades to reflect the quality of their school performance. Suppose the schools in Issaquah School District were graded the same way. What grade would you give to the school your oldest middle or high school student attended last year?

Answered: 3,773 Skipped: -1



ANSWER CHOICES	RESPONSES	
A	42.54%	1,605
B	43.78%	1,652
C	11.08%	418
D	2.04%	77
F	0.56%	21
TOTAL		3,773

Q4 Why did you give this grade to the school your oldest middle or high school student attended last year?

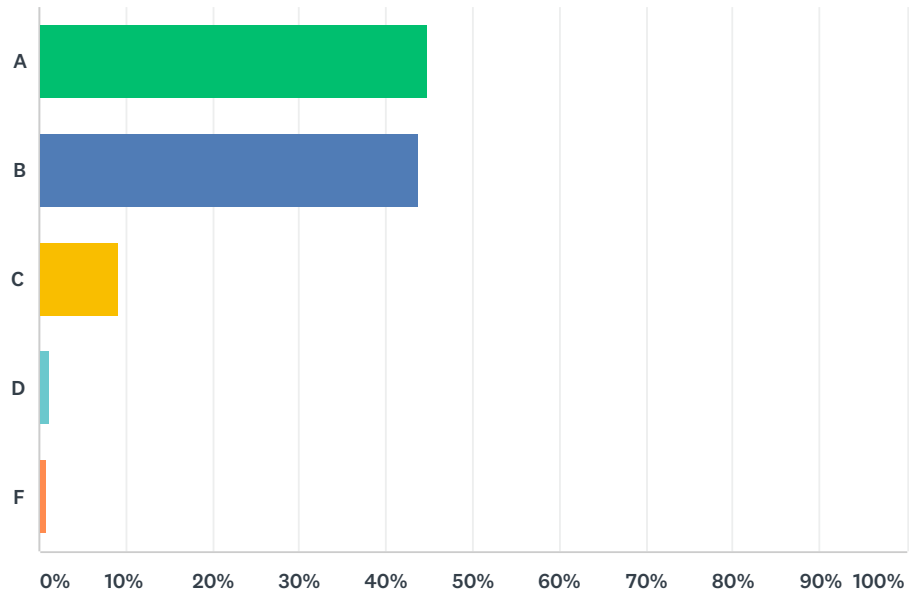
Answered: 3,773 Skipped: -1

Q5 What would you suggest as changes that might cause you to give that school a higher grade for next year?

Answered: 2,241 Skipped: 1,531

Q6 What grade would you give to the Issaquah School District for last year?

Answered: 3,773 Skipped: -1



ANSWER CHOICES	RESPONSES	
A	44.71%	1,687
B	43.81%	1,653
C	9.25%	349
D	1.33%	50
F	0.90%	34
TOTAL		3,773

Q7 Why did you give this grade to the Issaquah School District for last year?

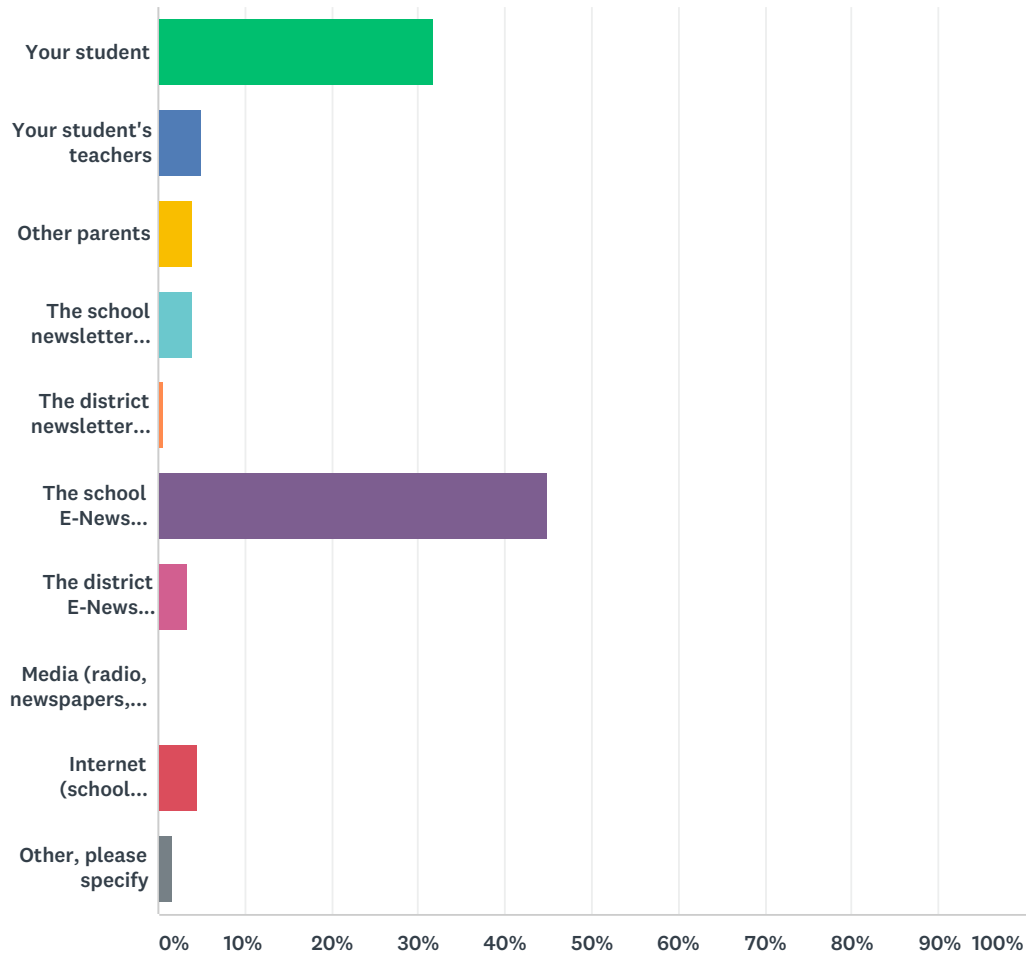
Answered: 3,773 Skipped: -1

Q8 What would you suggest as changes that might cause you to give the Issaquah School District a higher grade for next year?

Answered: 1,674 Skipped: 2,098

Q9 What is your best source of information about your student's school? (Please select one answer only)

Answered: 3,670 Skipped: 102



ANSWER CHOICES	RESPONSES	
Your student	31.83%	1,168
Your student's teachers	4.99%	183
Other parents	3.98%	146
The school newsletter (printed)	4.01%	147
The district newsletter (printed)	0.57%	21
The school E-News (electronic)	45.04%	1,653
The district E-News (electronic)	3.30%	121
Media (radio, newspapers, television)	0.08%	3
Internet (school website)	4.58%	168
Other, please specify	1.63%	60

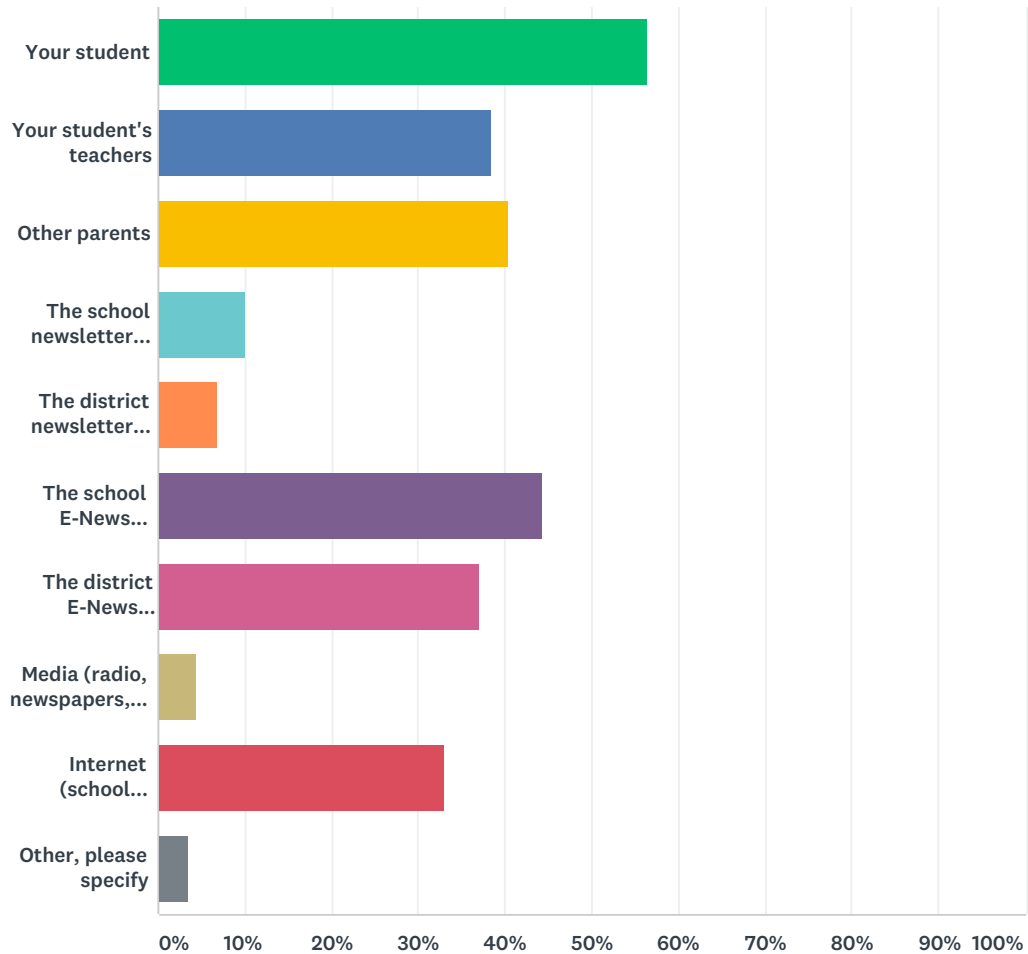
Middle School/High School Parents Survey 2017

TOTAL

3,670

Q10 What are other important sources of information about your student's school? (Please select as many as apply)

Answered: 3,602 Skipped: 170

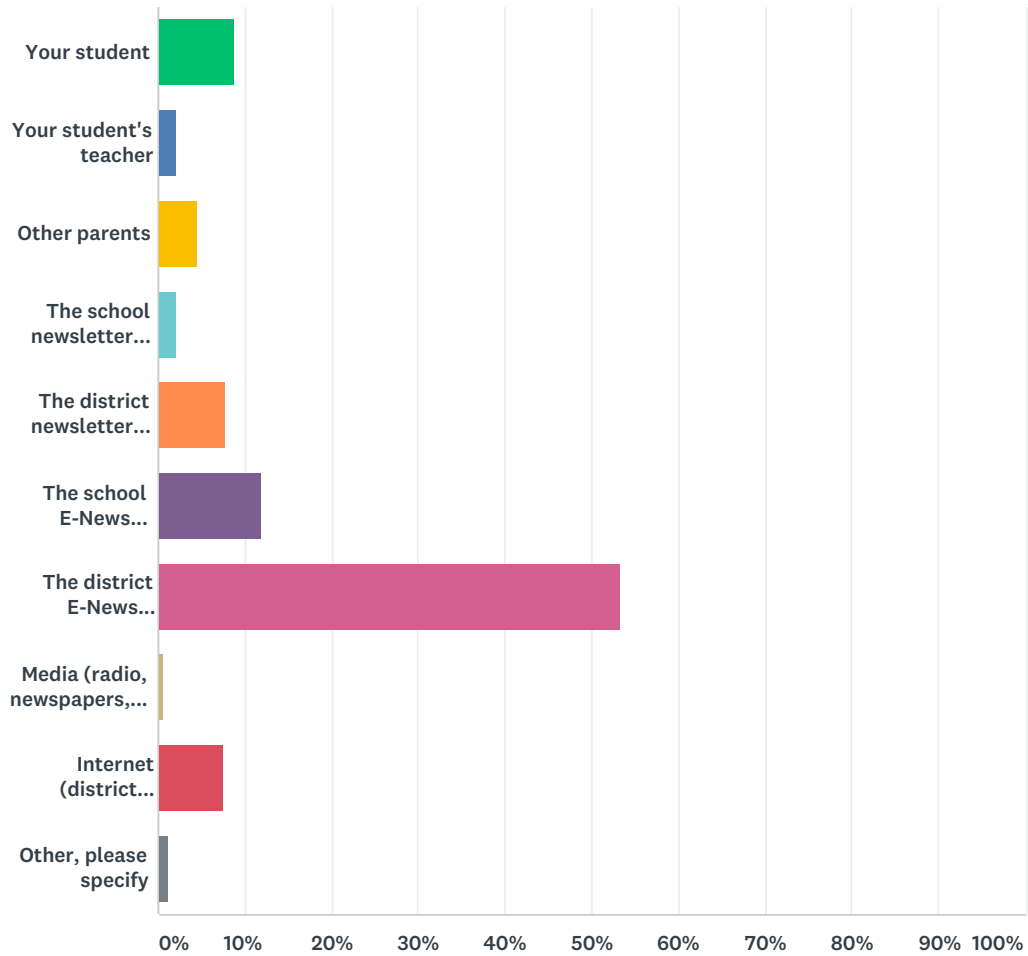


ANSWER CHOICES	RESPONSES	
Your student	56.50%	2,035
Your student's teachers	38.53%	1,388
Other parents	40.28%	1,451
The school newsletter (printed)	10.13%	365
The district newsletter (printed)	6.91%	249
The school E-News (electronic)	44.39%	1,599
The district E-News (electronic)	37.01%	1,333
Media (radio, newspapers, television)	4.33%	156
Internet (school website)	33.01%	1,189
Other, please specify	3.55%	128

Total Respondents: 3,602

Q11 What is your best source of information about the Issaquah School District? (Please select one answer only)

Answered: 3,583 Skipped: 189



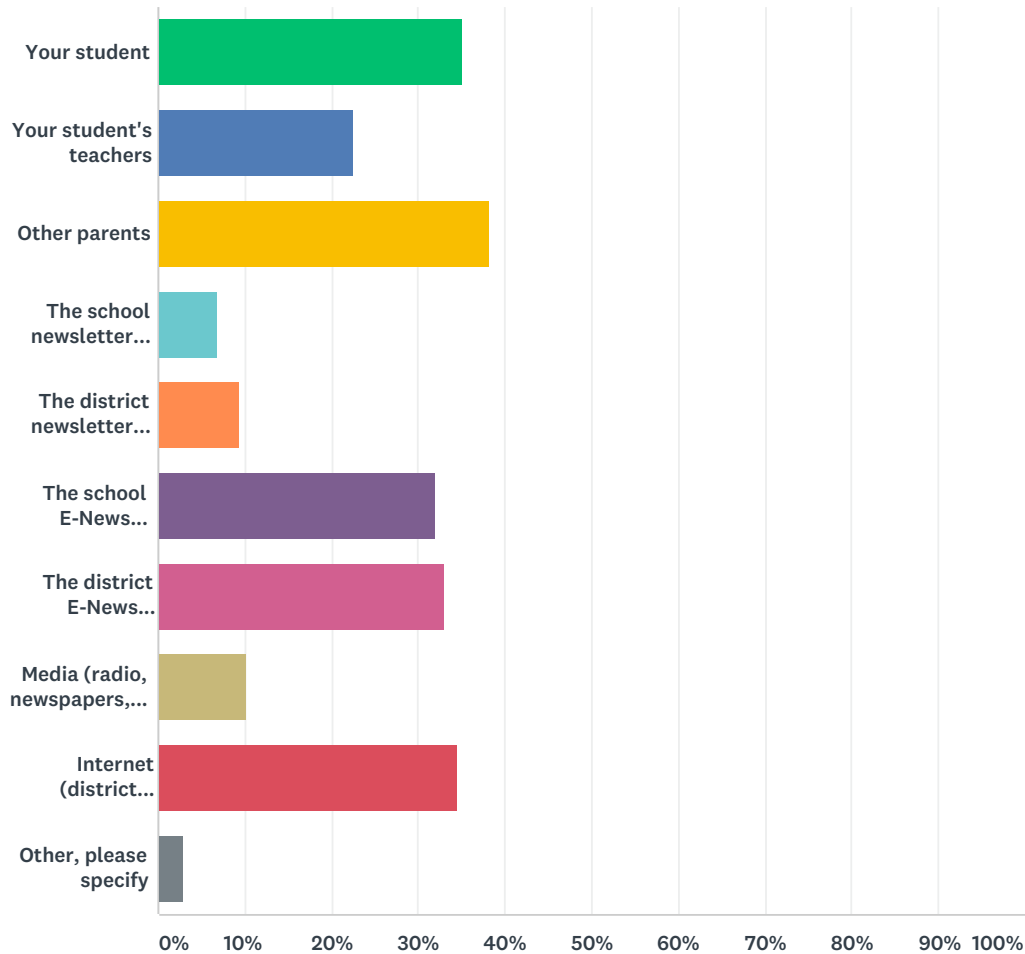
ANSWER CHOICES	RESPONSES	
Your student	8.76%	314
Your student's teacher	2.09%	75
Other parents	4.61%	165
The school newsletter (printed)	2.12%	76
The district newsletter (printed)	7.73%	277
The school E-News (electronic)	11.97%	429
The district E-News (electronic)	53.36%	1,912
Media (radio, newspapers, television)	0.53%	19
Internet (district website)	7.62%	273
Other, please specify	1.20%	43

TOTAL

3,583

Q12 What are other important sources of information about the Issaquah School District? (Please select as many as apply)

Answered: 3,249 Skipped: 523

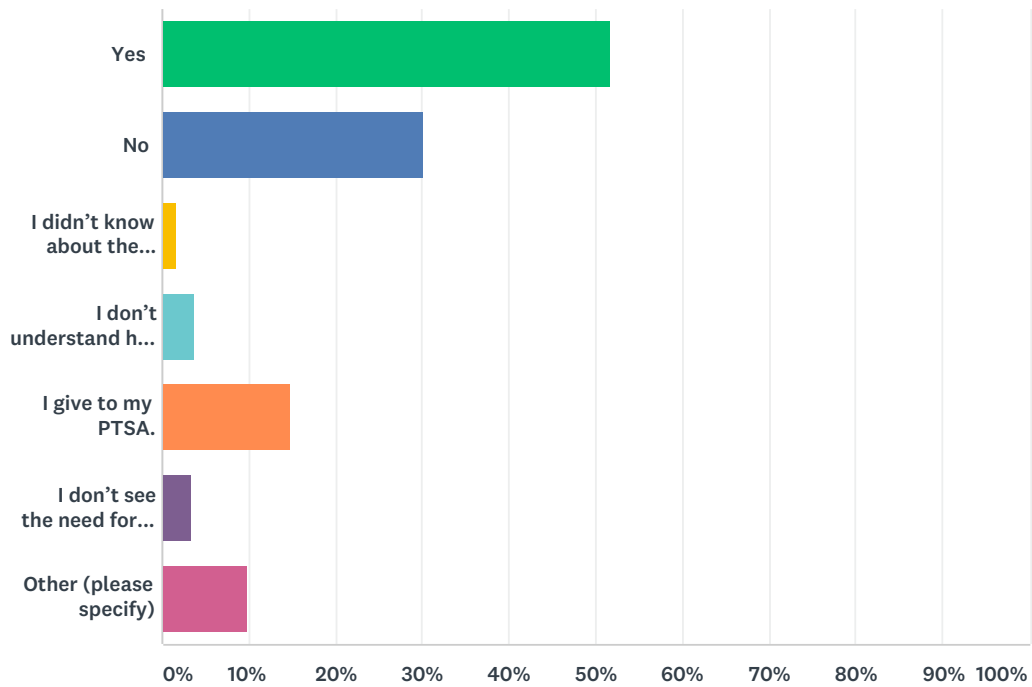


ANSWER CHOICES	RESPONSES	
Your student	35.06%	1,139
Your student's teachers	22.56%	733
Other parents	38.26%	1,243
The school newsletter (printed)	6.96%	226
The district newsletter (printed)	9.48%	308
The school E-News (electronic)	32.07%	1,042
The district E-News (electronic)	33.09%	1,075
Media (radio, newspapers, television)	10.28%	334
Internet (district website)	34.60%	1,124
Other, please specify	3.02%	98

Total Respondents: 3,249

Q13 Do you currently donate to the Issaquah Schools Foundation? If not, why?

Answered: 3,506 Skipped: 266



ANSWER CHOICES	RESPONSES	
Yes	51.71%	1,813
No	30.06%	1,054
I didn't know about the Foundation.	1.71%	60
I don't understand how it benefits my child.	3.82%	134
I give to my PTSA.	14.83%	520
I don't see the need for additional funding.	3.34%	117
Other (please specify)	9.78%	343
Total Respondents: 3,506		

Q14 If you currently donate to the Issaquah Schools Foundation, would you please share why and/or what programs you most care about?

Answered: 1,023 Skipped: 2,749