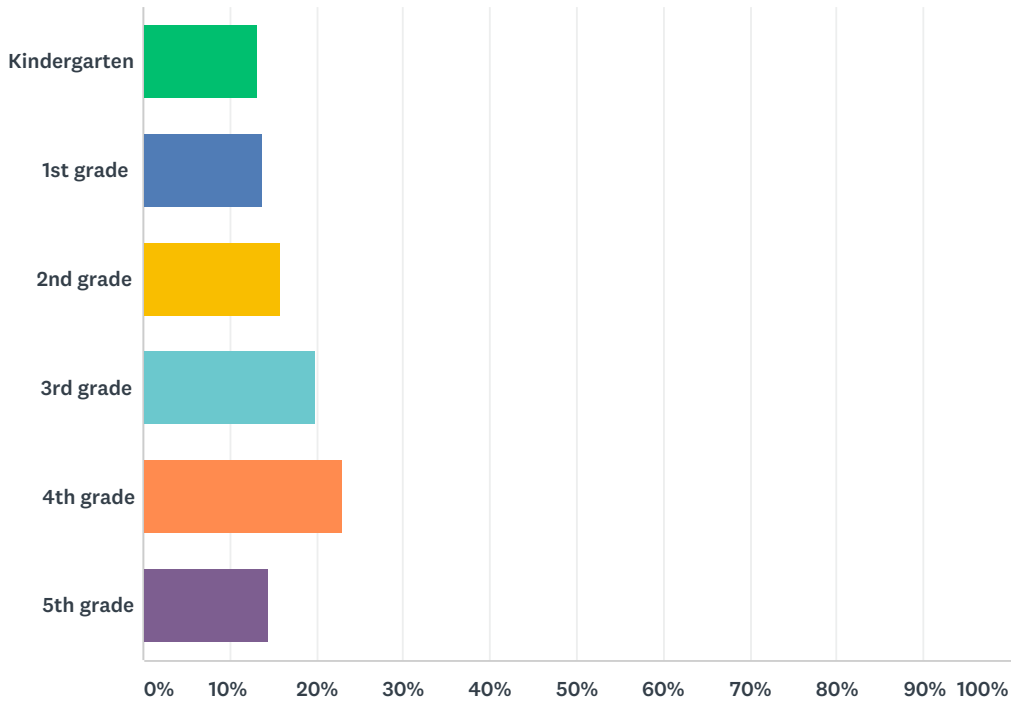


Q1 Your oldest elementary child attended an Issaquah School District elementary school in what grade last year?

Answered: 2,061 Skipped: 0

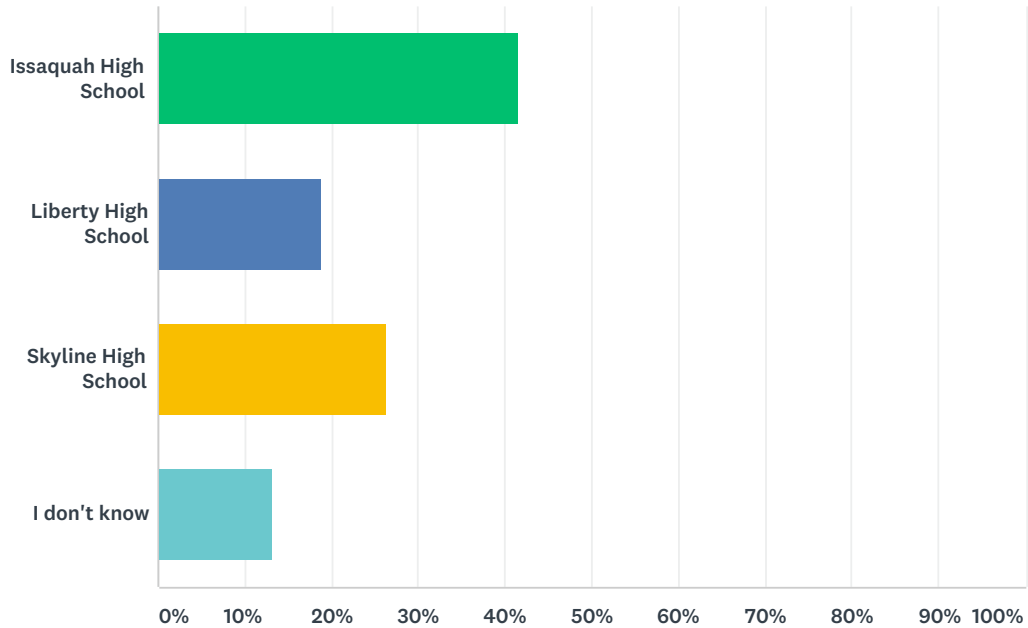


ANSWER CHOICES	RESPONSES	
Kindergarten	13.15%	271
1st grade	13.83%	285
2nd grade	15.87%	327
3rd grade	19.80%	408
4th grade	22.95%	473
5th grade	14.41%	297
TOTAL		2,061

Q2 Your oldest elementary child attended an elementary school in what attendance area last year?

Answered: 2,061 Skipped: 0

Elementary Parents Survey 2016

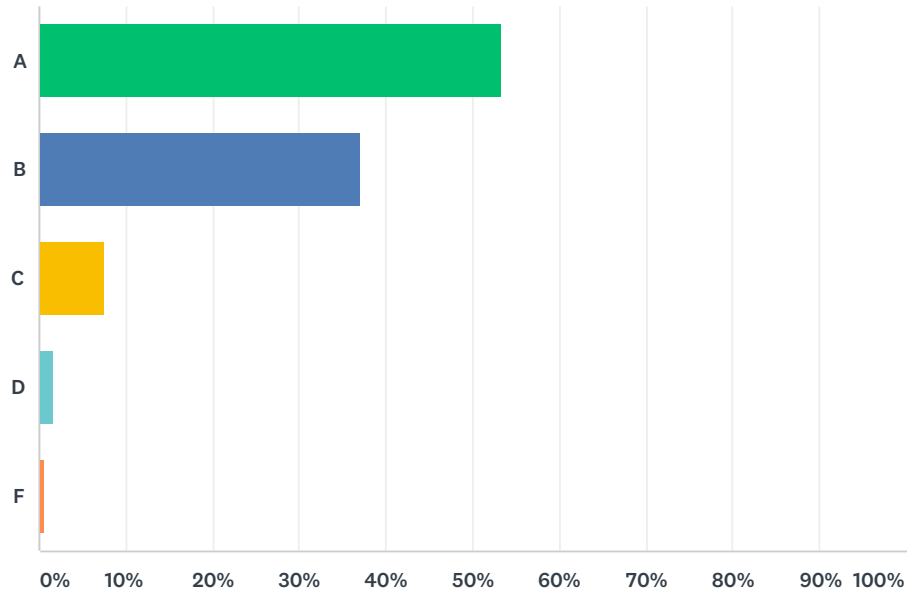


ANSWER CHOICES	RESPONSES	
Issaquah High School	41.53%	856
Liberty High School	18.87%	389
Skyline High School	26.39%	544
I don't know	13.20%	272
TOTAL		2,061

Q3 Students are given letter grades to reflect the quality of their school performance. Suppose the schools in Issaquah School District were graded the same way. What grade would you give to the school your oldest elementary child attended last year?

Answered: 2,061 Skipped: 0

Elementary Parents Survey 2016



ANSWER CHOICES	RESPONSES
A	53.32% 1,099
B	36.97% 762
C	7.52% 155
D	1.60% 33
F	0.58% 12
TOTAL	2,061

Q4 Why did you give this grade to the school that your oldest elementary child attended last year?

Answered: 2,061 Skipped: 0

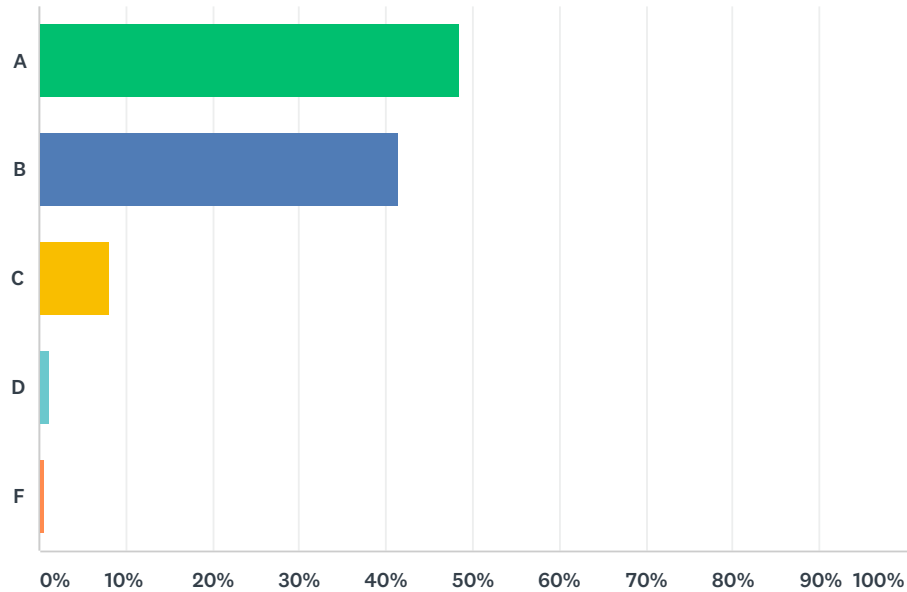
Q5 What would you suggest as changes that might cause you to give that school a higher grade for next year?

Answered: 1,177 Skipped: 884

Q6 What grade would you give to the Issaquah School District for last year?

Answered: 2,061 Skipped: 0

Elementary Parents Survey 2016



ANSWER CHOICES	RESPONSES	
A	48.62%	1,002
B	41.34%	852
C	8.15%	168
D	1.36%	28
F	0.53%	11
TOTAL		2,061

Q7 Why did you give this grade to the Issaquah School District for last year?

Answered: 2,061 Skipped: 0

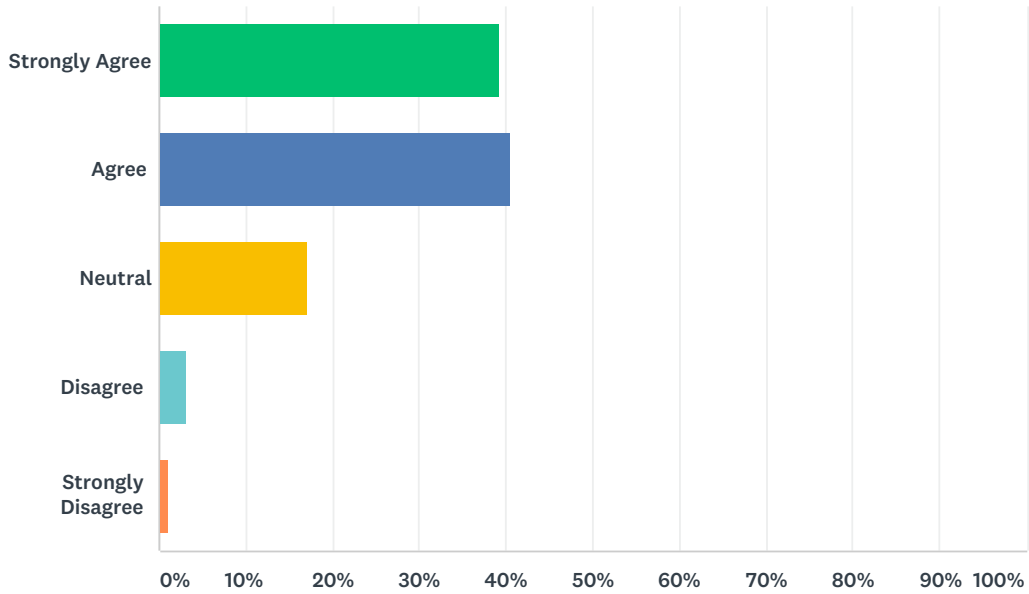
Q8 What would you suggest as changes that might cause you to give the Issaquah School District a higher grade for next year?

Answered: 918 Skipped: 1,143

Q9 Was the annual December parent-teacher conference productive and of value to you?

Answered: 1,974 Skipped: 87

Elementary Parents Survey 2016

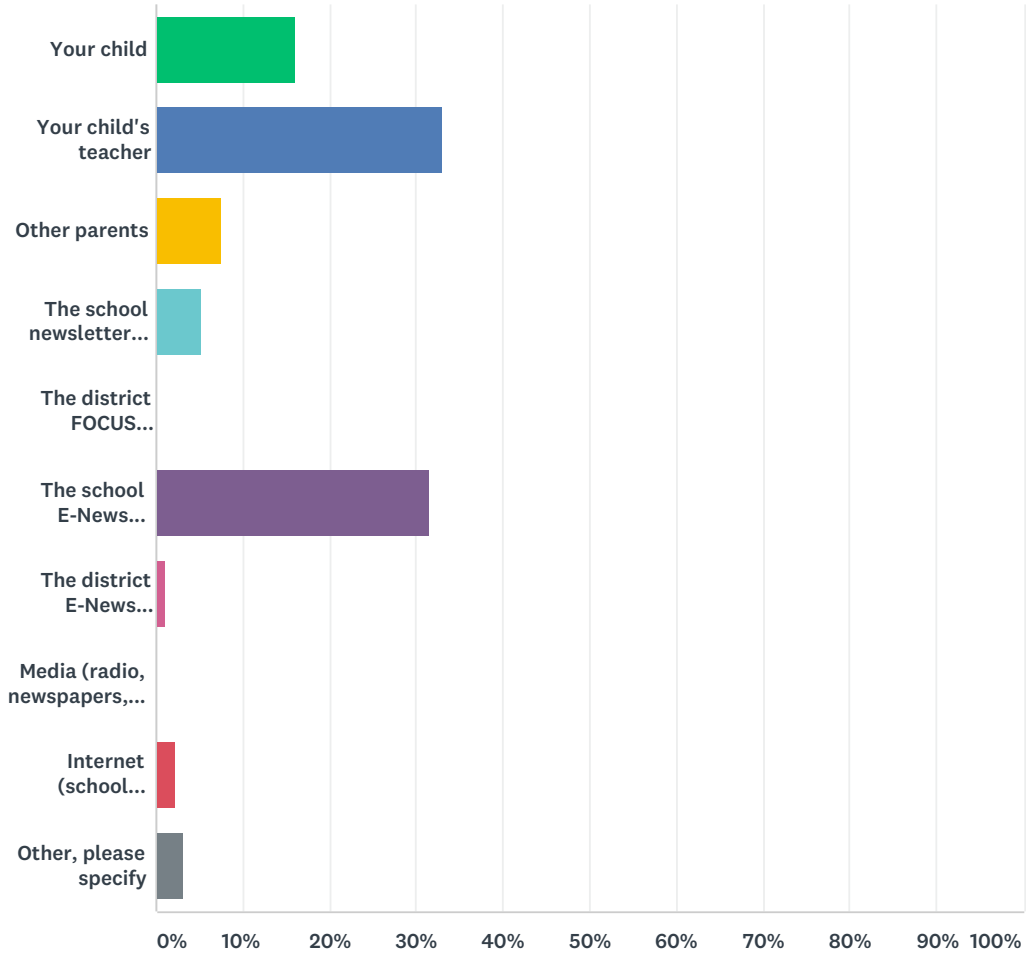


ANSWER CHOICES	RESPONSES	
Strongly Agree	39.31%	776
Agree	40.58%	801
Neutral	17.17%	339
Disagree	3.09%	61
Strongly Disagree	0.96%	19
Total Respondents: 1,974		

**Q10 What is your best source of information about your child's school?
(Please select one answer only)**

Answered: 1,997 Skipped: 64

Elementary Parents Survey 2016

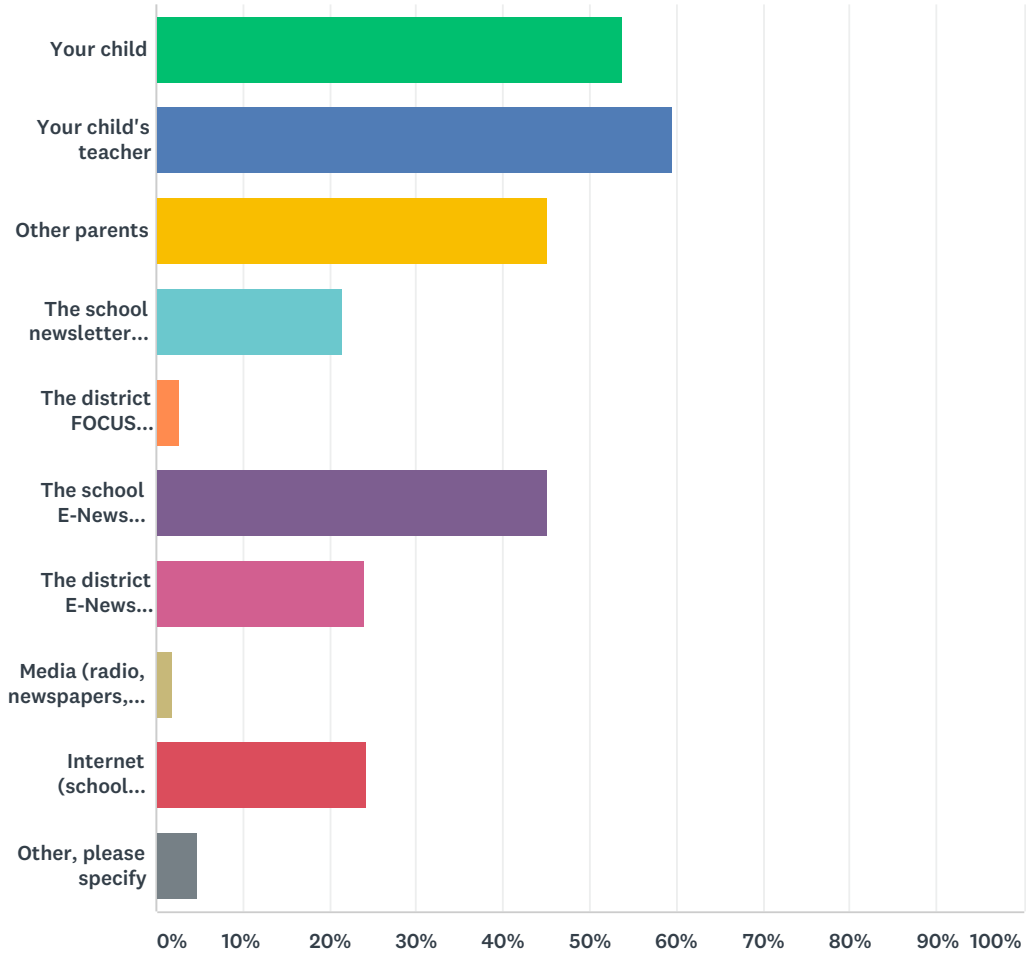


ANSWER CHOICES	RESPONSES	
Your child	16.07%	321
Your child's teacher	33.00%	659
Other parents	7.51%	150
The school newsletter (printed)	5.31%	106
The district FOCUS newsletter (printed)	0.05%	1
The school E-News (electronic)	31.55%	630
The district E-News (electronic)	1.05%	21
Media (radio, newspapers, television)	0.10%	2
Internet (school website)	2.20%	44
Other, please specify	3.15%	63
TOTAL		1,997

Q11 What are other important sources of information about your child's school? (Please select as many as apply)

Answered: 1,975 Skipped: 86

Elementary Parents Survey 2016

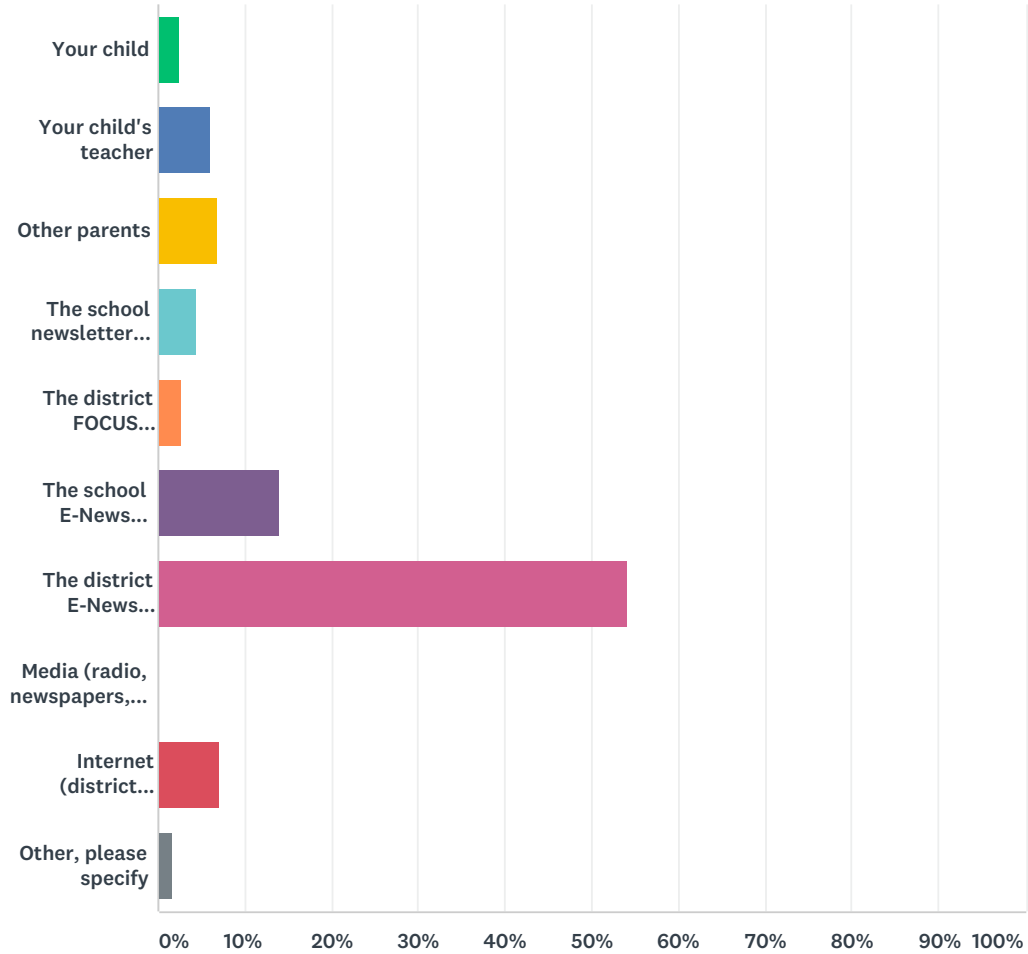


ANSWER CHOICES	RESPONSES	
Your child	53.67%	1,060
Your child's teacher	59.65%	1,178
Other parents	45.11%	891
The school newsletter (printed)	21.62%	427
The district FOCUS newsletter (printed)	2.78%	55
The school E-News (electronic)	45.27%	894
The district E-News (electronic)	24.15%	477
Media (radio, newspapers, television)	1.87%	37
Internet (school website)	24.20%	478
Other, please specify	4.91%	97
Total Respondents: 1,975		

Q12 What is your best source of information about the Issaquah School District? (Please select one answer only)

Answered: 1,957 Skipped: 104

Elementary Parents Survey 2016

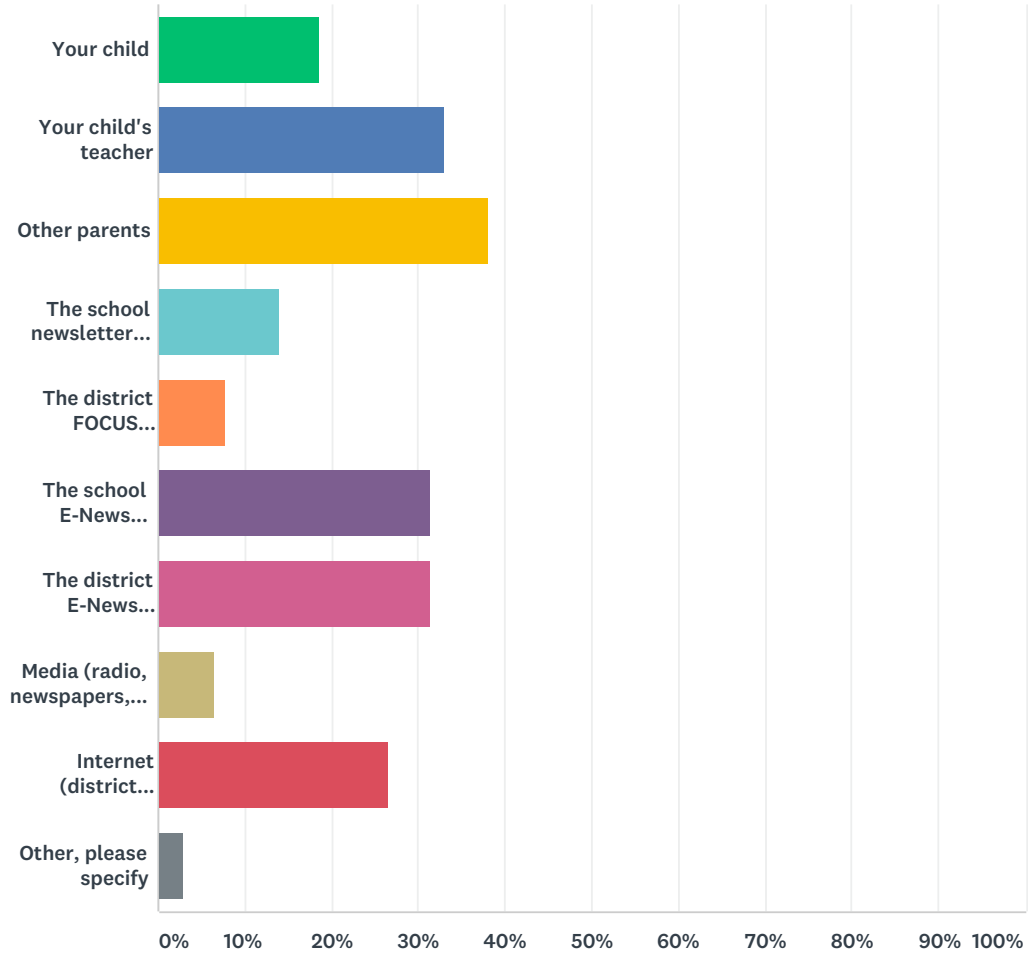


ANSWER CHOICES	RESPONSES	
Your child	2.50%	49
Your child's teacher	5.98%	117
Other parents	6.90%	135
The school newsletter (printed)	4.50%	88
The district FOCUS newsletter (printed)	2.76%	54
The school E-News (electronic)	14.05%	275
The district E-News (electronic)	54.27%	1,062
Media (radio, newspapers, television)	0.26%	5
Internet (district website)	7.15%	140
Other, please specify	1.64%	32
TOTAL		1,957

Q13 What are other important sources of information about the Issaquah School District? (Please select as many as apply)

Answered: 1,722 Skipped: 339

Elementary Parents Survey 2016

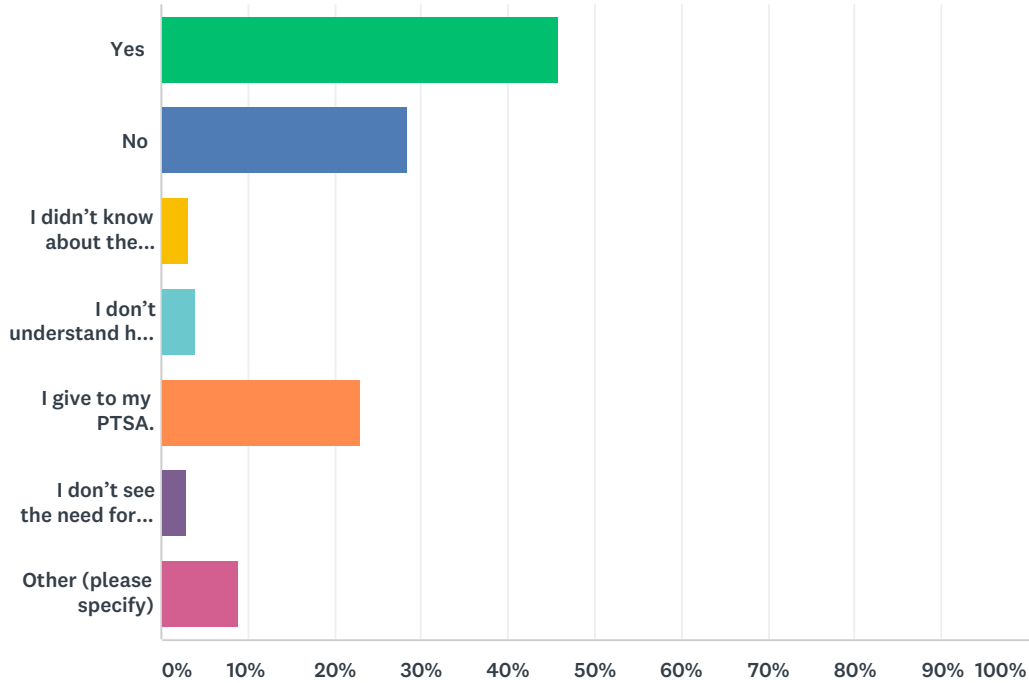


ANSWER CHOICES	RESPONSES	
Your child	18.70%	322
Your child's teacher	32.98%	568
Other parents	38.04%	655
The school newsletter (printed)	13.94%	240
The district FOCUS newsletter (printed)	7.67%	132
The school E-News (electronic)	31.30%	539
The district E-News (electronic)	31.42%	541
Media (radio, newspapers, television)	6.45%	111
Internet (district website)	26.54%	457
Other, please specify	2.85%	49
Total Respondents: 1,722		

Q14 Do you currently donate to the Issaquah Schools Foundation. If not, why?

Answered: 1,915 Skipped: 146

Elementary Parents Survey 2016



ANSWER CHOICES	RESPONSES	
Yes	45.74%	876
No	28.51%	546
I didn't know about the Foundation.	3.13%	60
I don't understand how it benefits my child.	3.97%	76
I give to my PTSA.	23.08%	442
I don't see the need for additional funding.	2.92%	56
Other (please specify)	9.09%	174
Total Respondents: 1,915		

Q15 If you currently donate to Issaquah Schools Foundation, would you please share why and/or what programs you most care about?

Answered: 467 Skipped: 1,594