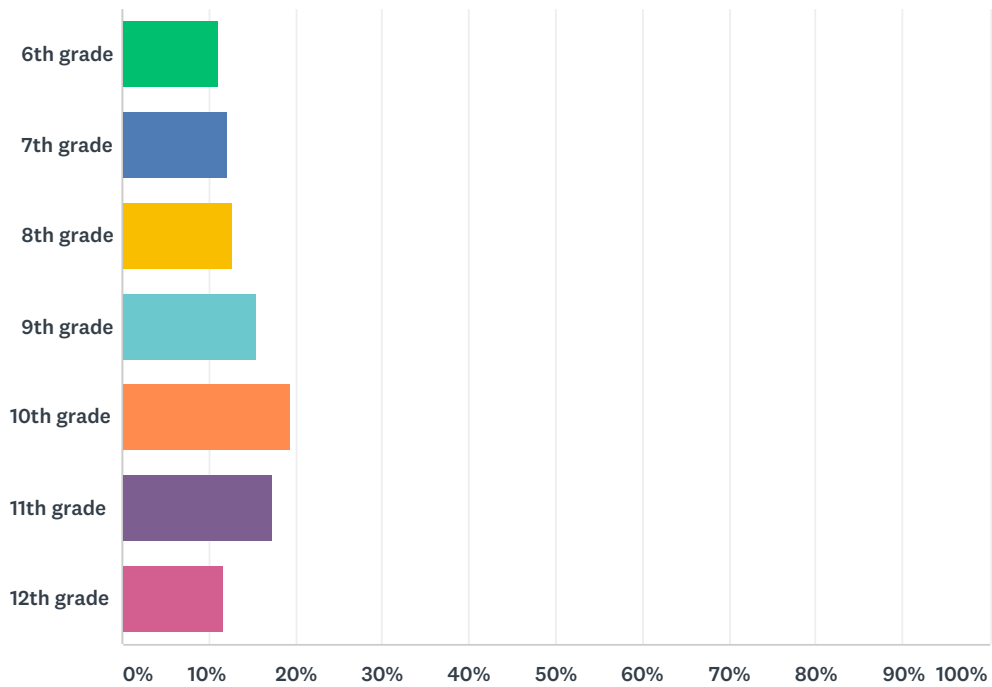


Q1 Your oldest middle or high school student attended an Issaquah School District school in what grade last year?

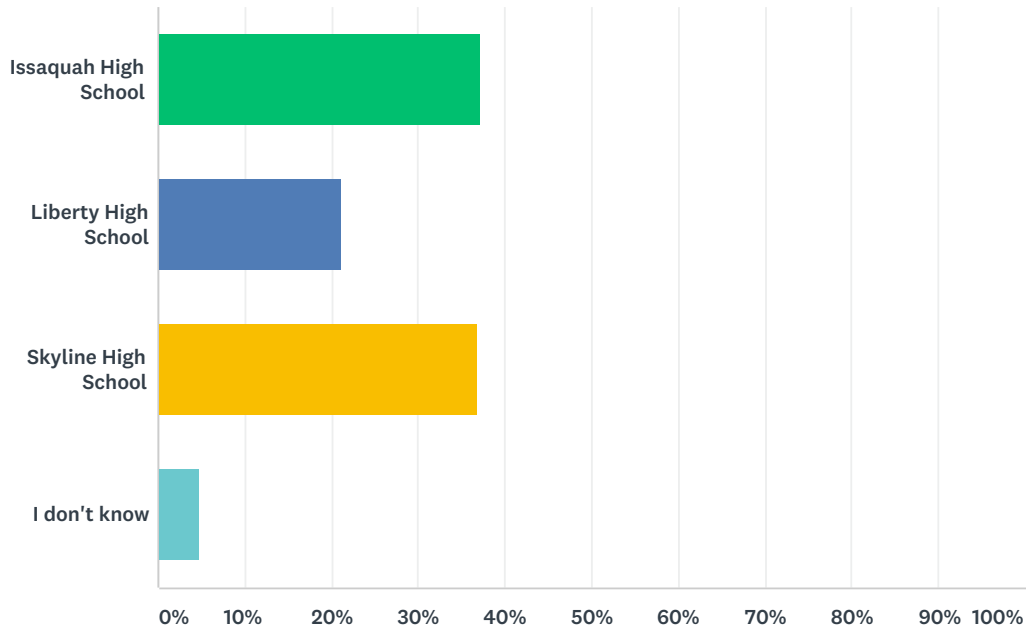
Answered: 3,399 Skipped: 0



ANSWER CHOICES	RESPONSES	
6th grade	11.15%	379
7th grade	12.18%	414
8th grade	12.77%	434
9th grade	15.39%	523
10th grade	19.51%	663
11th grade	17.39%	591
12th grade	11.62%	395
TOTAL		3,399

Q2 Your oldest middle or high school student attended an Issaquah School District school in what attendance area last year?

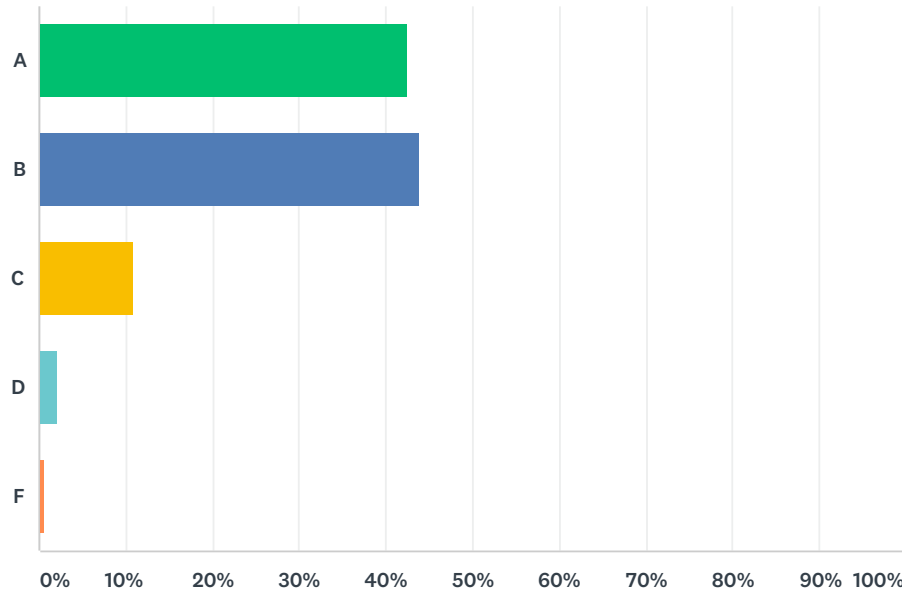
Answered: 3,399 Skipped: 0



ANSWER CHOICES	RESPONSES	
Issaquah High School	37.16%	1,263
Liberty High School	21.04%	715
Skyline High School	36.92%	1,255
I don't know	4.88%	166
TOTAL		3,399

Q3 Students are given letter grades to reflect the quality of their school performance. Suppose the schools in Issaquah School District were graded the same way. What grade would you give to the school your oldest middle or high school student attended last year?

Answered: 3,399 Skipped: 0



ANSWER CHOICES	RESPONSES	
A	42.39%	1,441
B	43.95%	1,494
C	10.86%	369
D	2.15%	73
F	0.65%	22
TOTAL		3,399

Q4 Why did you give this grade to the school your oldest middle or high school student attended last year?

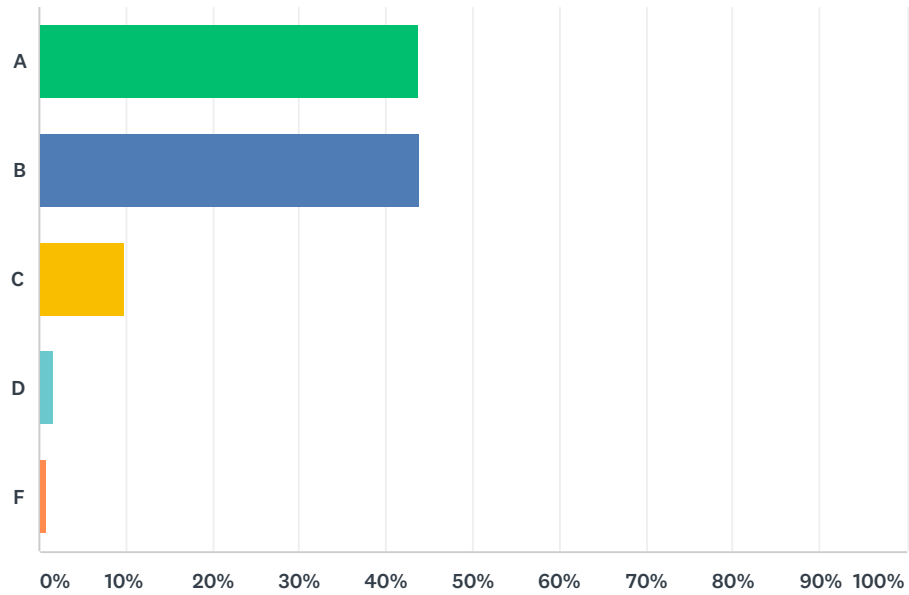
Answered: 3,399 Skipped: 0

Q5 What would you suggest as changes that might cause you to give that school a higher grade for next year?

Answered: 2,079 Skipped: 1,320

Q6 What grade would you give to the Issaquah School District for last year?

Answered: 3,399 Skipped: 0



ANSWER CHOICES	RESPONSES	
A	43.75%	1,487
B	43.95%	1,494
C	9.91%	337
D	1.59%	54
F	0.79%	27
TOTAL		3,399

Q7 Why did you give this grade to the Issaquah School District for last year?

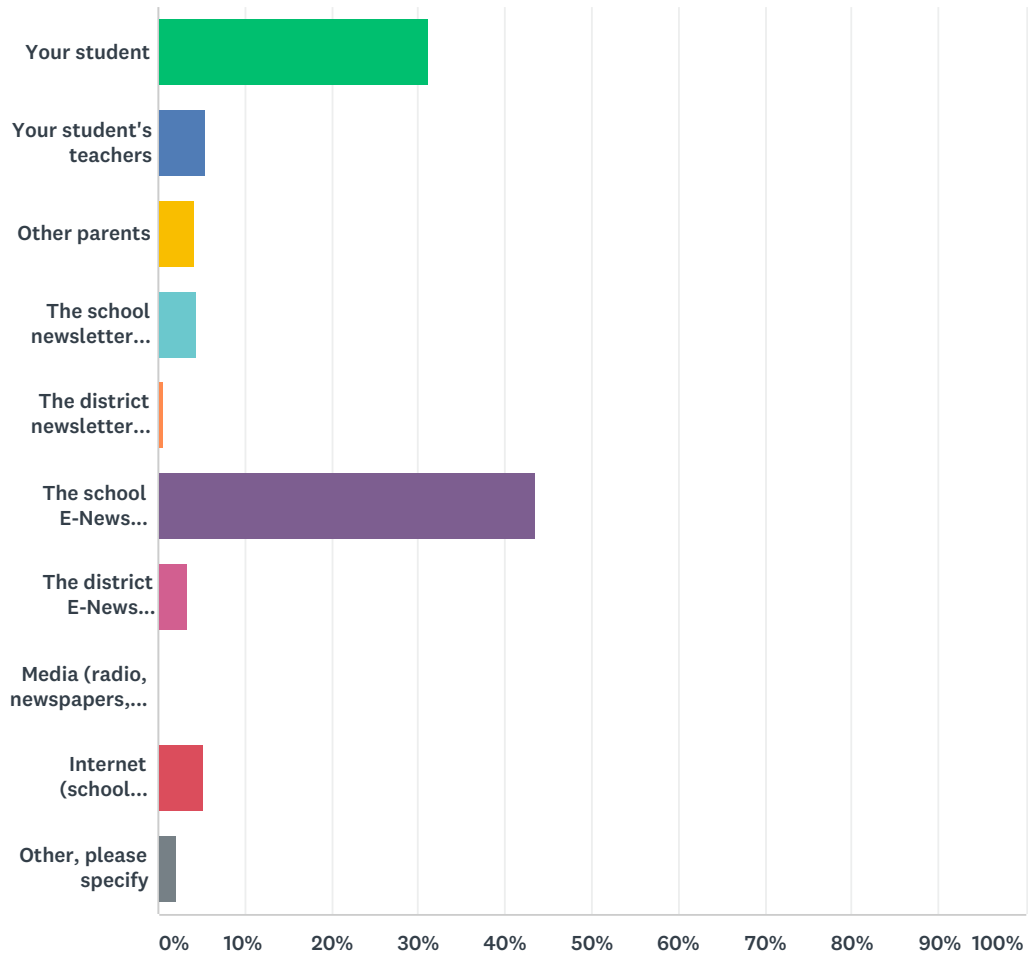
Answered: 3,399 Skipped: 0

Q8 What would you suggest as changes that might cause you to give the Issaquah School District a higher grade for next year?

Answered: 1,622 Skipped: 1,777

Q9 What is your best source of information about your student's school? (Please select one answer only)

Answered: 3,313 Skipped: 86



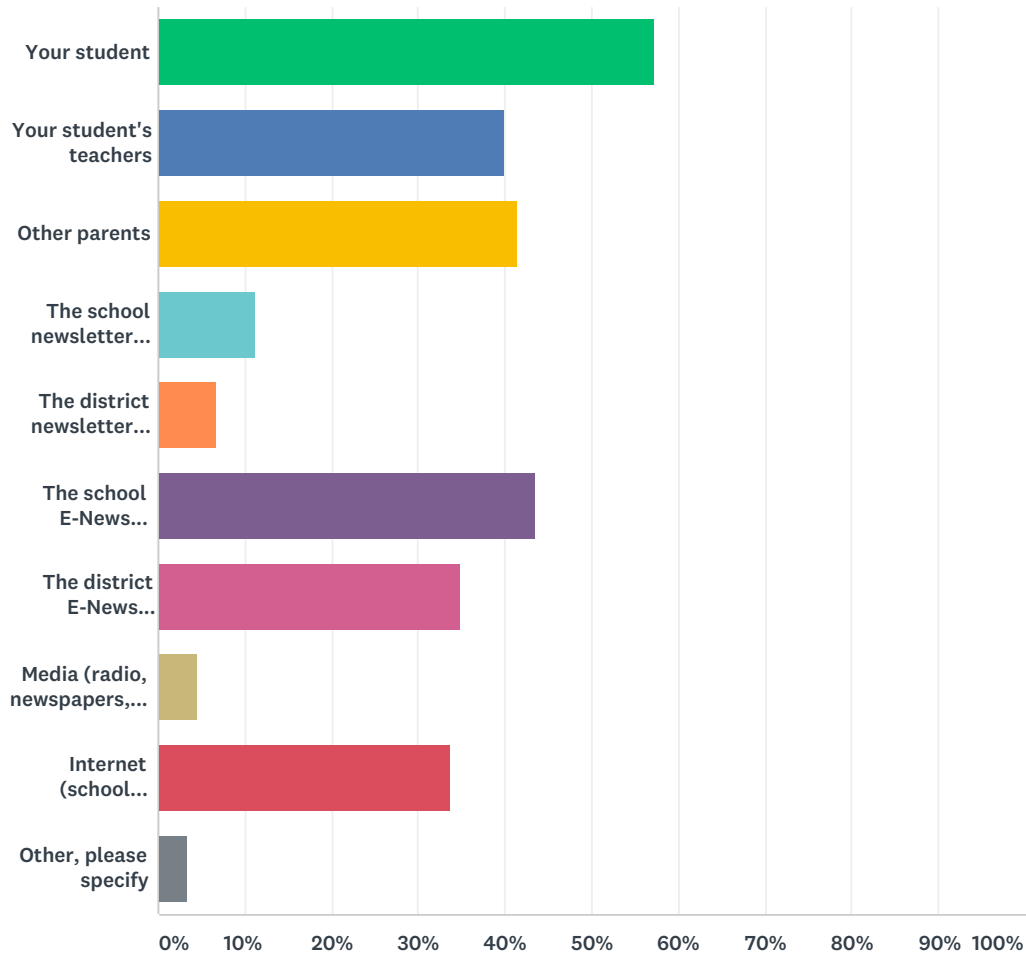
ANSWER CHOICES	RESPONSES	
Your student	31.12%	1,031
Your student's teachers	5.37%	178
Other parents	4.17%	138
The school newsletter (printed)	4.38%	145
The district newsletter (printed)	0.66%	22
The school E-News (electronic)	43.56%	1,443
The district E-News (electronic)	3.32%	110
Media (radio, newspapers, television)	0.18%	6
Internet (school website)	5.13%	170
Other, please specify	2.11%	70

TOTAL

3,313

Q10 What are other important sources of information about your student's school? (Please select as many as apply)

Answered: 3,259 Skipped: 140

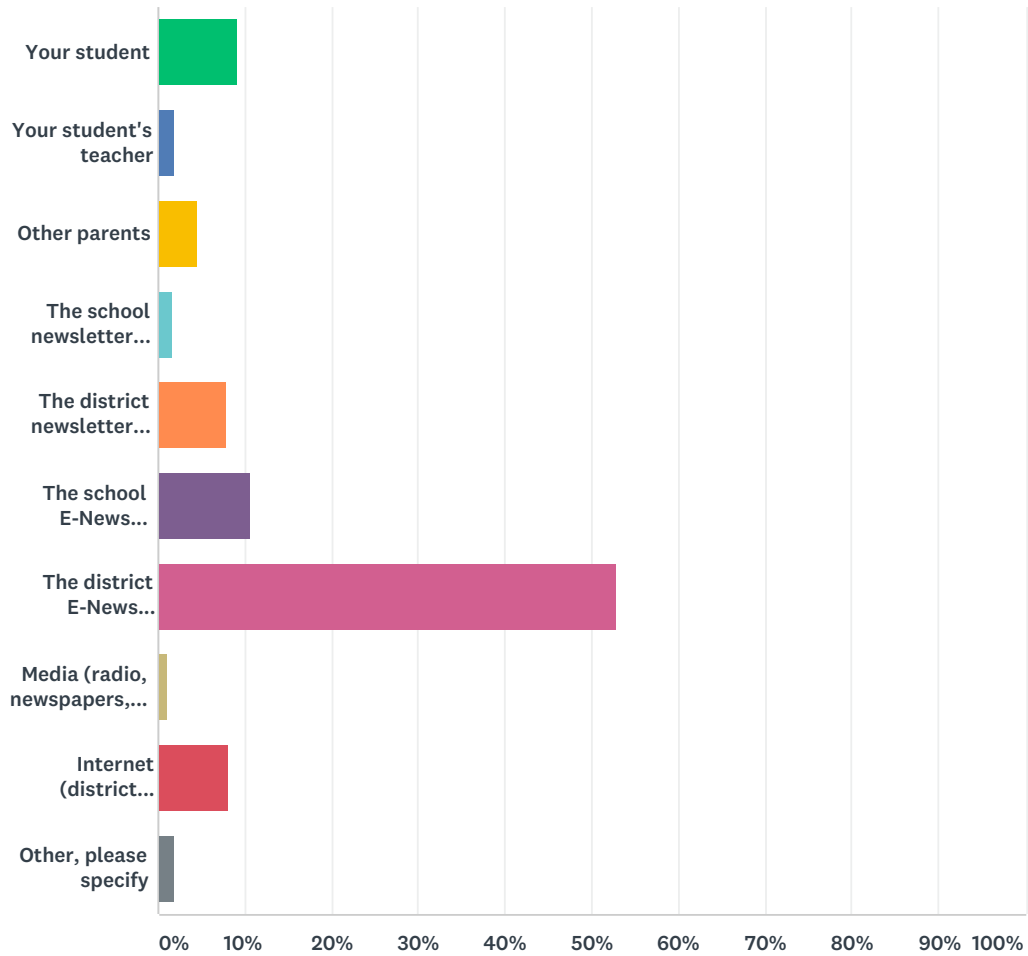


ANSWER CHOICES	RESPONSES	
Your student	57.41%	1,871
Your student's teachers	39.89%	1,300
Other parents	41.42%	1,350
The school newsletter (printed)	11.35%	370
The district newsletter (printed)	6.78%	221
The school E-News (electronic)	43.51%	1,418
The district E-News (electronic)	34.89%	1,137
Media (radio, newspapers, television)	4.54%	148
Internet (school website)	33.69%	1,098
Other, please specify	3.38%	110

Total Respondents: 3,259

Q11 What is your best source of information about the Issaquah School District? (Please select one answer only)

Answered: 3,254 Skipped: 145



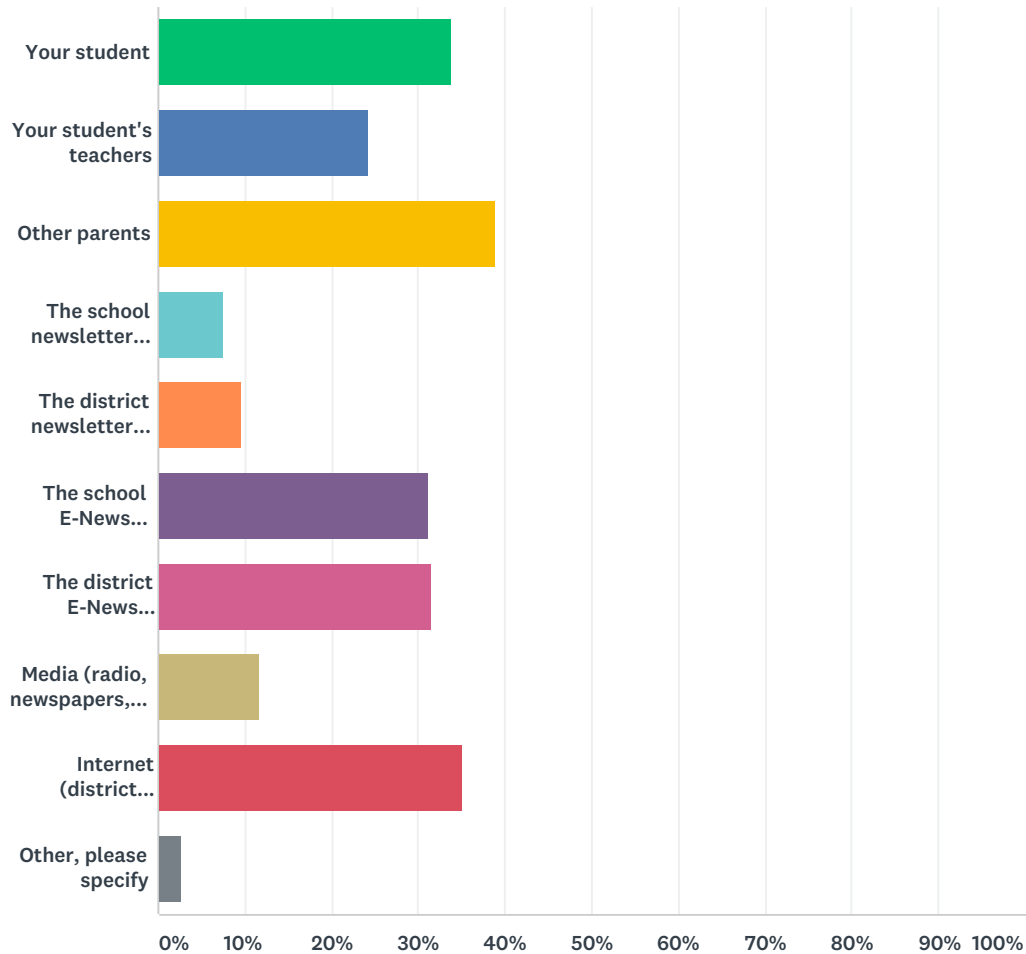
ANSWER CHOICES	RESPONSES	
Your student	9.25%	301
Your student's teacher	1.87%	61
Other parents	4.67%	152
The school newsletter (printed)	1.72%	56
The district newsletter (printed)	8.02%	261
The school E-News (electronic)	10.60%	345
The district E-News (electronic)	52.89%	1,721
Media (radio, newspapers, television)	1.01%	33
Internet (district website)	8.08%	263
Other, please specify	1.87%	61

TOTAL

3,254

Q12 What are other important sources of information about the Issaquah School District? (Please select as many as apply)

Answered: 2,941 Skipped: 458



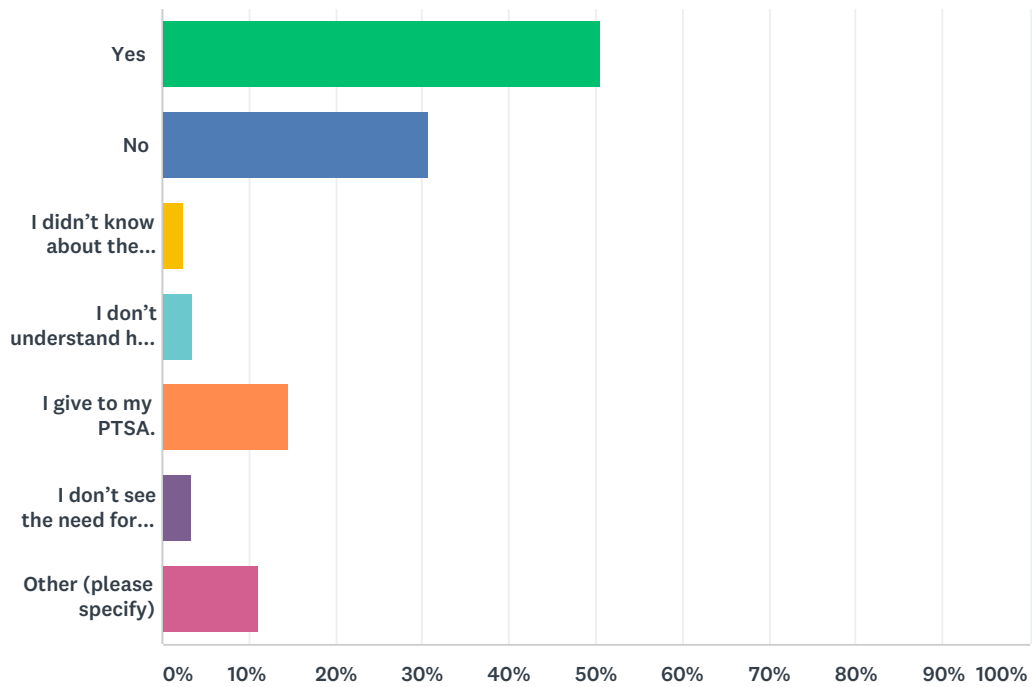
ANSWER CHOICES	RESPONSES	
Your student	33.93%	998
Your student's teachers	24.18%	711
Other parents	39.00%	1,147
The school newsletter (printed)	7.51%	221
The district newsletter (printed)	9.69%	285
The school E-News (electronic)	31.15%	916
The district E-News (electronic)	31.52%	927
Media (radio, newspapers, television)	11.70%	344
Internet (district website)	35.06%	1,031
Other, please specify	2.75%	81

Middle School/High School Parents Survey 2016

Total Respondents: 2,941

Q13 Do you currently donate to the Issaquah Schools Foundation? If not, why?

Answered: 3,150 Skipped: 249



ANSWER CHOICES	RESPONSES	
Yes	50.67%	1,596
No	30.83%	971
I didn't know about the Foundation.	2.44%	77
I don't understand how it benefits my child.	3.56%	112
I give to my PTSA.	14.73%	464
I don't see the need for additional funding.	3.40%	107
Other (please specify)	11.02%	347
Total Respondents: 3,150		

Q14 If you currently donate to the Issaquah Schools Foundation, would you please share why and/or what programs you most care about?

Answered: 848 Skipped: 2,551